

TL  
230

.P3









*Packard*

MOTOR TRUCKS








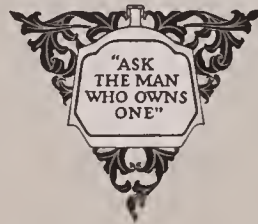






The Packard three-ton truck with standard platform  
body number 138

*Packard*  
MOTOR TRUCKS



PACKARD MOTOR CAR COMPANY  
" DETROIT, MICHIGAN





TL230  
P3

Copyright 1911  
Packard Motor Car Company  
Detroit, Michigan

Shops of the Packard Motor Car Company  
Thirty-three acres of floor space

11-1697

© CLA280136



orig. Feb. 4, 1911.

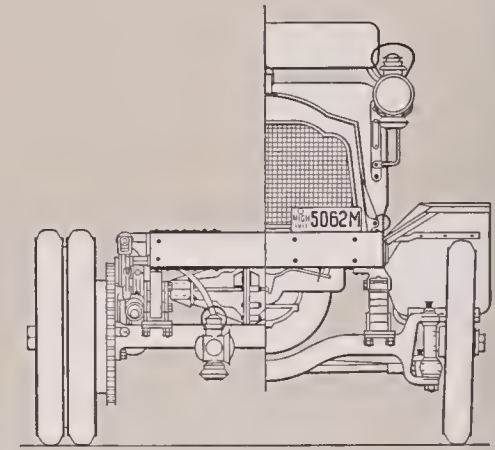
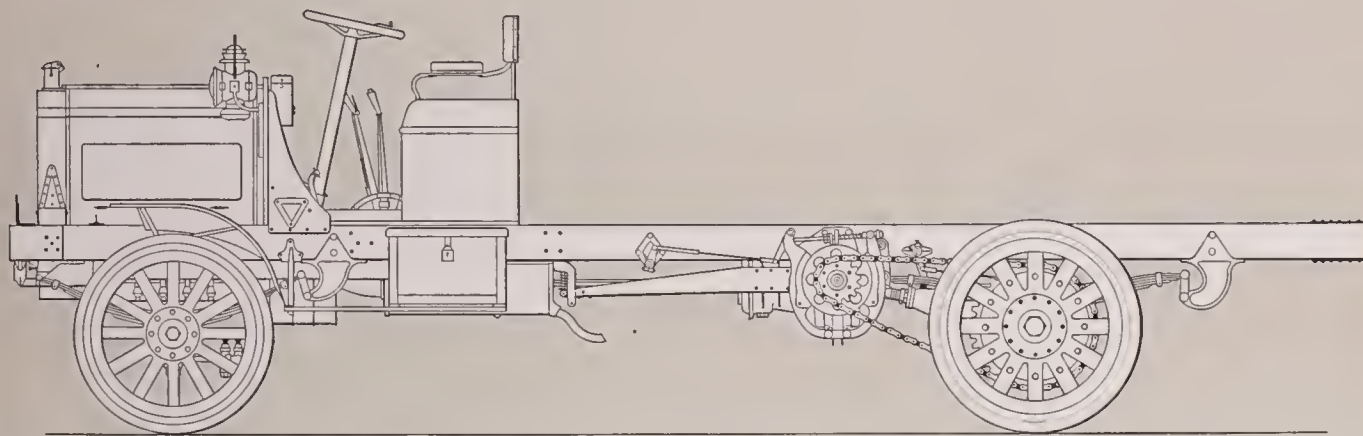
## Packard Motor Trucks

**P**ACKARD motor trucks are intended especially for heavy loads and long hauls. The normal load capacity is three tons and the maximum speed is 12 miles per hour. These trucks are efficient in many kinds of hauling, being used in ninety-two distinct lines of business and in one hundred and twenty-four cities.

The Packard truck chassis is a complete unit to which any standard, optional or special body may be attached. It is made in three lengths of wheel base and six lengths of platform, in order to permit suitable bodies for hauling loads of any description. The illustrations in this book show the standard and optional bodies and many of the special bodies of Packard manufacture, as well as bodies made for Packard chassis by truck body builders in different cities.

Packard three-ton trucks were first placed on the market in 1908, after several years of careful experimenting and testing. Packard truck chassis and Packard bodies are built entirely in the Packard shops, which comprise thirty-three acres of floor space and are devoted entirely to the manufacture of Packard cars and trucks, the Packard Motor Car Company having done nothing else for fourteen years than build motor vehicles of the highest type.

One hundred per cent of all of the Packard trucks which were delivered in 1908, thus having been in active service two years or more, are still used by the original purchasers, who now have an average of over three trucks to each owner. Altogether, fifty per cent of the present sales of Packard trucks are to previous purchasers who have bought additional trucks.



Side, front and rear elevations; wheel base, 12 feet

### Packard 3-Ton Truck Chassis

LENGTHS	Short chassis 10' 6" Wheel base			Standard chassis 12' 0" Wheel base			Long chassis 14' 0" Wheel base			WIDTHS	Any chassis and frame length	HEIGHTS Without load	Any chassis and frame length
	Frame length			Frame length			Frame length						
	Minimum	Standard	Maximum	Minimum	Standard	Maximum	Minimum	Standard	Maximum				
Frame, back of seat	9' 1"	9' 1"	10' 7"	10' 7"	12' 1"	14' 0"	14' 0"	15' 5 1/2"	17' 7"	Chassis, overall Frame, overall	6' 8 1/2"	Chassis, overall Frame, at rear	6' 0" 3' 3"
Chassis, overall	16' 4"	16' 4"	17' 10"	17' 10"	19' 4"	21' 3"	21' 3"	22' 8 1/2"	24' 10"		3' 3"		

Chassis complete without body: will be furnished if desired, so that the customer may fit it with a body of any special design. Body builders' blueprints of chassis will be supplied on request.

Load capacity: 6000 pounds. Tread: five feet eight inches.

Standard chassis: weight, about 5550 pounds. Diameter of circle within which chassis will turn without backing, fifty-one feet.

Short chassis: weight, about 5400 pounds. Diameter of circle within which chassis will turn without backing, forty-eight feet.

Long chassis: weight, about 5850 pounds. Diameter of circle within which chassis will turn without backing, fifty-five feet.

Standard equipment: seat, odometer, side and rear oil lamps, horn, jack, oil can, special wrenches and complete set of tools in tool box, and sample can of lubricating oil.



## General Description

### Capacity

Maximum normal load, 6000 pounds.

### Speed

Maximum speed, 12 miles per hour, automatically controlled.

### Chassis

Furnished in three lengths of wheel base and six lengths of platform. Complete description on opposite page.

### Standard Body

Body number 138, described on page 11 is the standard platform body.

### Optional Bodies

A wide range of optional bodies to meet requirements in many lines of business. For descriptions, see pages 11 to 86.

### Special Bodies

Designs for and quotations on special bodies will be submitted to meet individual requirements.

### Body Designs

Prints of chassis and of any of our standard or optional body designs will be supplied to purchasers of chassis who wish to have bodies made from our designs by local wagon makers.

### Without Body

Chassis complete, without body, will be furnished if desired, so that the customer may fit it with a body of any special design. Body builders' blueprints of chassis will be supplied on request.

### Standard Finish

Entire body, driver's seat and seat body, Packard blue striped with Packard gray. Bonnet, radiator, frame, fenders, battery and tool boxes and dashboard, black, not striped.

Wheels, axles, springs and other running gear parts below the frame, Packard gray striped with black.

### Special Finish

Other colors optional. Sign painting and lettering extra.

### Standard Equipment

Seat, odometer, side and rear oil lamps, horn, special wrenches and complete set of tools in tool box, jack, oil can and sample can of lubricating oil.

### Price

Standard, short or long chassis, in priming coat and with standard equipment, f.o.b. factory, \$3400.00.

### Motor

Four vertical cylinders, on front end of chassis, under bonnet. Cylinders cast in pairs, with integral water jackets; 24 brake horse power at 650 revolutions; bore, 4½ inches; stroke, 5½ inches.

### Carburetor

Packard type float feed, warm water jacketed; automatic auxiliary air intake; primary air intake shut-off, to assist starting in cold weather.

### Cooling System

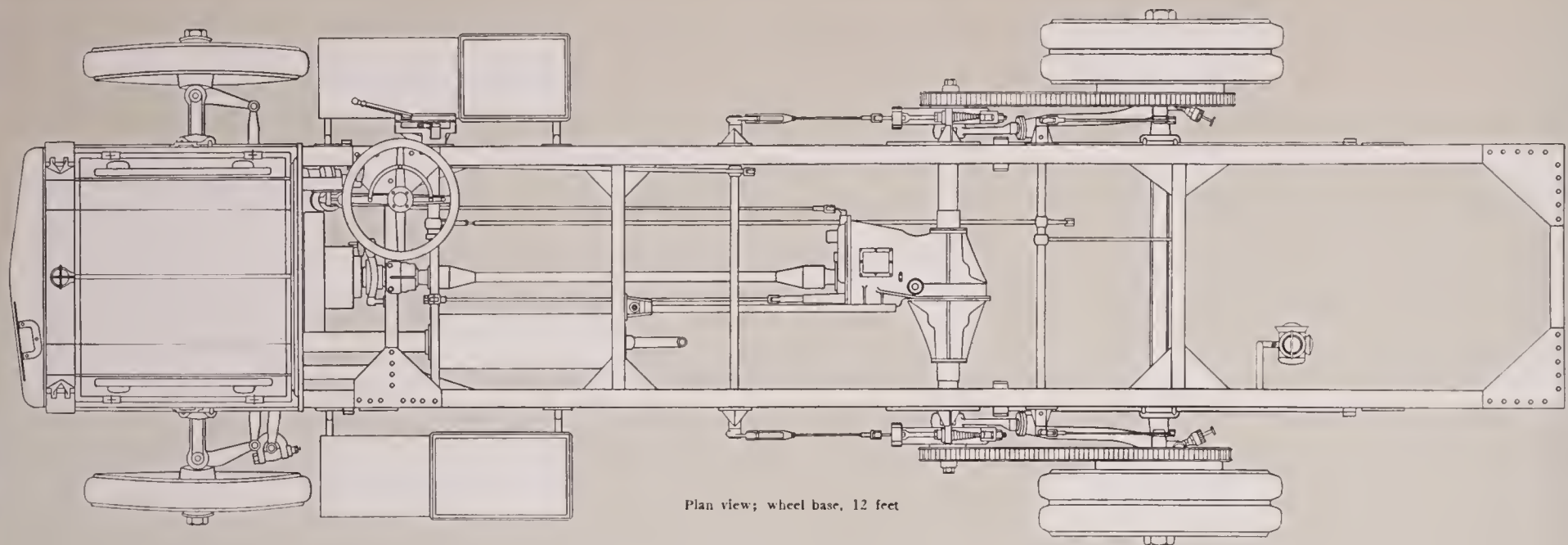
Packard positive circulation by centrifugal pump, with radiator and belt-driven fan.

### Ignition

Jump spark; current supplied by Packard-Eisemann magneto; storage battery for reserve and for starting on switch, which is accomplished by special starting lever.

### Lubrication

Splash lubrication from crank case, to which oil is fed by positive pumps from warmed reservoir between motor cylinders; sight feeds on dash.



Packard 3-Ton Truck Chassis

LENGTHS	Short chassis 10' 6" Wheel base			Standard chassis 12' 0" Wheel base			Long chassis 14' 0" Wheel base			WIDTHS	Any chassis and frame length	HEIGHTS Without load	Any chassis and frame length
	Frame length			Frame length			Frame length						
	Minimum	Standard	Maximum	Minimum	Standard	Maximum	Minimum	Standard	Maximum				
Frame, back of seat	9'1"	9'1"	10' 7"	10' 7"	12'1"	14'0"	14'0"	15'5½"	17' 7"	Chassis, overall Frame, overall	6'8½"	Chassis, overall Frame, at rear	6'0" 3'3"
Chassis, overall	16'4"	16'4"	17'10"	17'10"	19'4"	21'3"	21'3"	22'8½"	24'10"				

Load capacity: 6000 pounds. Tread: five feet eight inches.

Standard chassis: weight, about 5550 pounds. Diameter of circle within which chassis will turn without backing, fifty-one feet.

Short chassis: weight, about 5400 pounds. Diameter of circle within which chassis will turn without backing, forty-eight feet.

Long chassis: weight, about 5850 pounds. Diameter of circle within which chassis will turn without backing, fifty-five feet.

Standard equipment: seat, odometer, side and rear oil lamps, horn, jack, oil can, special wrenches and complete set of tools in tool box, and sample can of lubricating oil.



## General Description—Concluded

### Motor Control

Completely enclosed and sealed automatic governor for main throttle control; secondary throttle, for regulation of speed within limits of automatic throttle, is controlled by hand lever on steering wheel and by pedal, for instantaneous acceleration.

### Clutch

Packard dry plate; gradual engagement, operates same in winter as in summer.

### Speed Change

Packard sliding gear transmission, combined with differential gear, making a countershaft unit within a rigid housing; three forward speeds and one reverse obtained by single lever.

### Final Drive

Sprockets and side chains to rear wheels.

### Wheels

Front wheels, 34 inches in diameter; rear, 36 inches.

### Tires

Four-inch single solid tires in front; four-inch dual solid tires in rear.

### Springs

Four semi-elliptical springs; 43½ inches long in front; 50 inches in rear.

### Axles

Both front and rear, heavy solid steel drop forgings, rectangular in section; heavy steering yokes integral with front axle.

### Main Frame

Channel section, rolled steel; all joints riveted. Width of frame, 3 feet 3 inches; length dependent on body design within the fixed minimum and maximum limits of the

standard, short and long chassis; height of frame, without load, about 3 feet 3 inches.

### Steering Gear

Packard type, heavy worm-and-sector gear, operated by hand wheel.

### Brakes

Four, Packard type, metal-to-metal brakes. Service brakes operate by pedal, are external contracting and act on drums on the ends of the countershaft; emergency brakes are internal expanding, act on drums on the rear wheels and are operated by hand lever with notched quadrant for locking brakes.

### Driver's Seat

Capacity, two persons; upholstered in black leather; cushion tufted; back and arms plain. Seat is part of complete standard chassis, the freight body being independently removable.

### Tank Capacities

Gasoline, 21 gallons; water, 9 gallons; oil, 1 gallon.

### Tops

Either of the following Packard tops may be fitted to any open body:

Number 158 removable canopy top—covers both body and seat. Hardwood frame to fit platform of body, braced with irons at corners, supports roof which is made of slats covered with canvas. Rolling curtains at sides and rear and rolling storm front completely enclose both body and seat. Large celluloid windows in curtains at both sides and in front of driver.

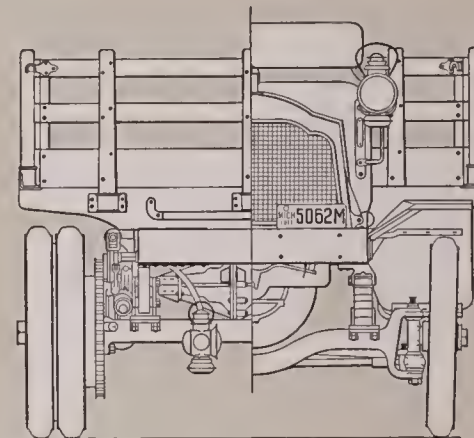
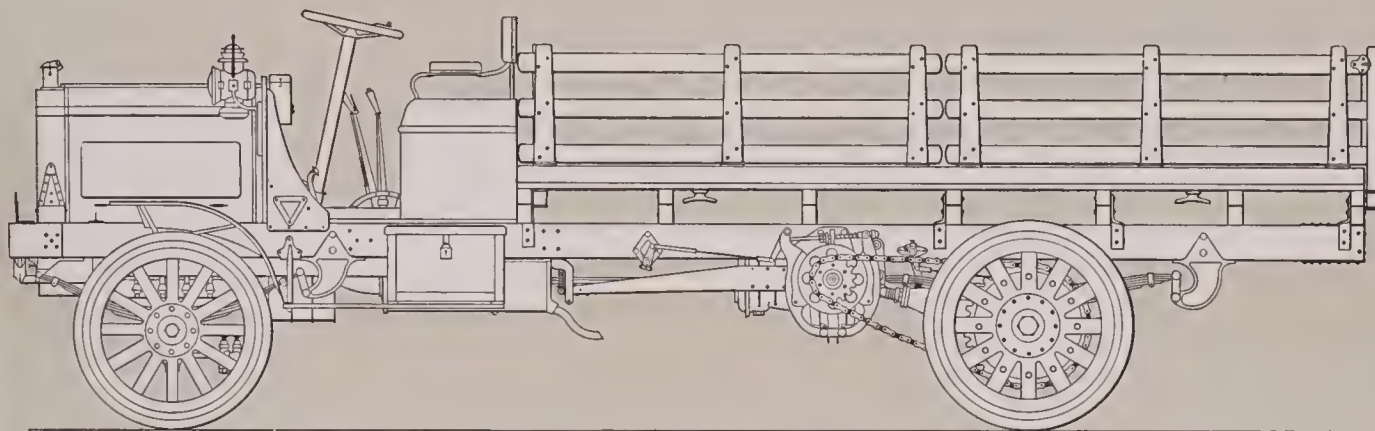
Number 8200 canopy top—covers seat only. Roof supported by steel tubing stanchions, and made of slats covered with waterproof canvas. Seat completely enclosed by rolling storm curtains which have large celluloid windows, affording an unobstructed view in all directions.





For city deliveries of bulky goods and hauling "nest"  
bodies to sub-stations





Wheel base, 12 feet; body length back of seat, 12 feet 1 inch

### Packard 3-Ton Truck with Body No. 138

LENGTHS	Short chassis 10' 6" Wheel base			Standard chassis 12' 0" Wheel base			Long chassis 14' 0" Wheel base			WIDTHS	Any chassis and body length	HEIGHTS Without load		Any chassis and body length	
	Body length			Body length			Body length					Chassis, overall	Body, overall		Body floor at rear Clear body height with 158 top, at lowest point
	Minimum	Standard	Maximum	Minimum	Standard	Maximum	Minimum	Standard	Maximum						
Clear body	8'7"	8'7"	10'1"	10'1"	11'7"	13'6"	13'6"	14'11 <sup>1</sup> / <sub>2</sub> "	17'1"	6'8 <sup>1</sup> / <sub>2</sub> "	6'8"	Truck, overall	6' 0"		
Body, back of seat	9'1"	9'1"	10'7"	10'7"	12'1"	14'0"	14'0"	15' 5 <sup>1</sup> / <sub>2</sub> "	17'7"			Truck, with 8200 top	8' 6"		
Truck, overall	16'7"	16'7"	18'1"	18'1"	19'7"	21'6"	21'6"	22'11 <sup>1</sup> / <sub>2</sub> "	25'1"			Truck, with 158 top	10' 0"		
											6'0"		3'10"		

Standard slatted removable gate body.

Load capacity: 6000 pounds.

Gates: number of gates each side, standard, two; optional, one or three, except for bodies over fourteen feet long for which the standard is three; option, one or two. Single gates at front and at rear connected to side gates by hooks. Height of gates, standard, two feet; optional up to three feet.

Stakes: number and spacing dependent on size and design of gates.

Slats: standard, three; optional, two or four. Width, about three inches. Wide board may be substituted for two lower slats.

Tops: may be equipped with either number 8200 canopy or number 158 removable canopy top.

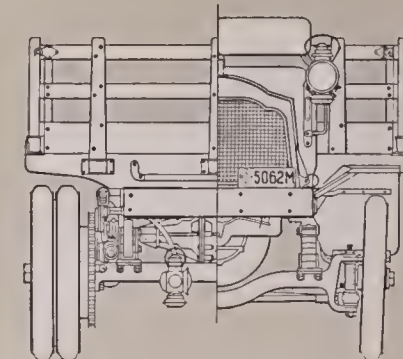
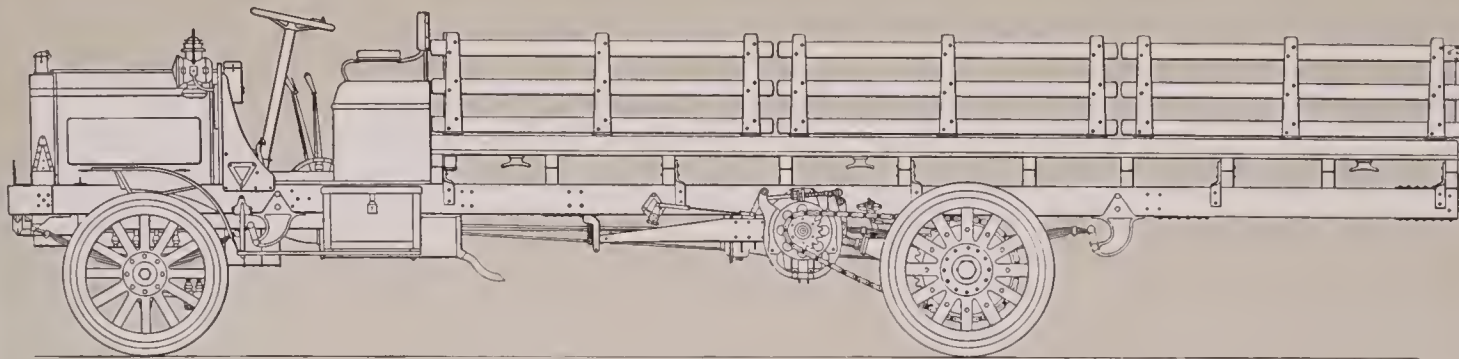
Optional widths: dependent on traffic conditions and load to be carried.





Staten Island to New York and return fully loaded  
twice a day





Wheel base, 14 feet; body length back of seat, 17 feet 7 inches

### Packard 3-Ton Truck with Body No. 138

LENGTHS	Short chassis 10' 6" Wheel base			Standard chassis 12' 0" Wheel base			Long chassis 14' 0" Wheel base			WIDTHS	Any chassis and body length	HEIGHTS Without load		Any chassis and body length		
	Body length			Body length			Body length					Chassis, overall	Body, overall		Truck, overall Truck, with 8200 top Truck, with 158 top	6' 0" 8' 6" 10' 0"
	Minimum	Standard	Maximum	Minimum	Standard	Maximum	Minimum	Standard	Maximum							
Clear body	8'7"	8'7"	10'1"	10'1"	11'7"	13'6"	13'6"	14'11 <sup>1</sup> / <sub>2</sub> "	17'1"	6'8 <sup>1</sup> / <sub>2</sub> " 6'8" 6'0"	Truck, overall Truck, with 8200 top Truck, with 158 top	6' 0" 8' 6" 10' 0"				
Body, back of seat	9'1"	9'1"	10'7"	10'7"	12'1"	14'0"	14'0"	15' 5 <sup>1</sup> / <sub>2</sub> "	17'7"				Body, clear	Body floor at rear Clear body height with 158 top, at lowest point	3'10" 5' 6"	
Truck, overall	16'7"	16'7"	18'1"	18'1"	19'7"	21'6"	21'6"	22'11 <sup>1</sup> / <sub>2</sub> "	25'1"							

Standard slatted removable gate body.

Load capacity: 6000 pounds.

Gates: number of gates each side, standard, two; optional, one or three, except for bodies over fourteen feet long for which the standard is three; option, one or two. Single gates at front and at rear connected to side gates by hooks. Height of gates, standard, two feet; optional up to three feet.

Stakes: number and spacing dependent on size and design of gates.

Slats: standard, three; optional, two or four. Width, about three inches. Wide board may be substituted for two lower slats.

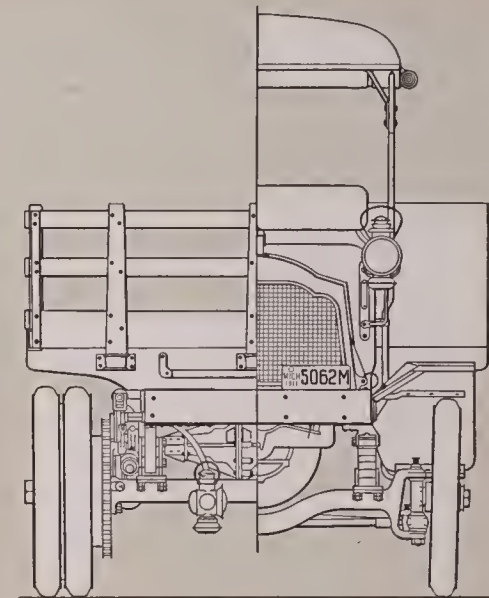
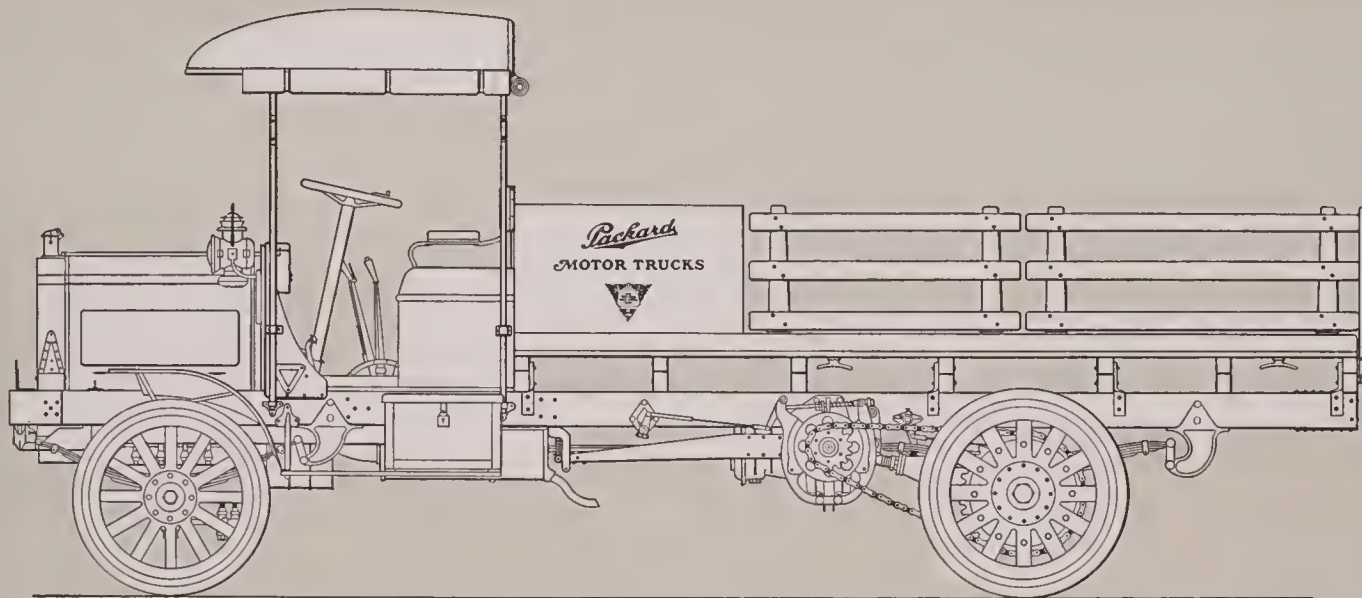
Tops: may be equipped with either number 8200 canopy or number 158 removable canopy top.

Optional widths: dependent on traffic conditions and load to be carried.



Nearly one thousand miles a month making city and suburban deliveries





Wheel base, 12 feet; body length back of seat, 12 feet 1 inch; number 8200 canopy top

### Packard 3-Ton Truck with Body No. 152

LENGTHS	Short chassis 10' 6" Wheel base			Standard chassis 12' 0" Wheel base			Long chassis 14' 0" Wheel base			WIDTHS	Any chassis and body length	HEIGHTS Without load		Any chassis and body length	
	Body length			Body length			Body length					Chassis, overall	Body, overall		Truck, overall Truck, with 8200 top Truck, with 158 top Body floor at rear Clear body height with 158 top, at lowest point
	Minimum	Standard	Maximum	Minimum	Standard	Maximum	Minimum	Standard	Maximum						
Clear body	8'11"	8'11"	10'5"	10'5"	11'11"	13'10"	13'10"	15' 3 $\frac{1}{2}$ "	17'5"	6'8 $\frac{1}{2}$ "	6' 0"				
Body, back of seat	9' 1"	9' 1"	10'7"	10'7"	12' 1"	14' 0"	14' 0"	15' 5 $\frac{1}{2}$ "	17'7"	6'8"	8' 6"				
Truck, overall	16' 7"	16' 7"	18'1"	18'1"	19' 7"	21' 6"	21' 6"	22'11 $\frac{1}{2}$ "	25'1"	6'0"	10' 0"	3'10"	5' 6"		

Slatted removable gate body with fixed signboards.

Load capacity: 6000 pounds.

Front end, sides and rear: height, standard, two feet; optional up to three feet. Signboard and two removable slatted gates on each side. Front end, plain and built integral with platform and signboards. Removable slatted gate at rear connected to side gates by hooks. Length of

signboards and number and spacing of stakes in the gates dependent on length of body.

Slats: standard, three; optional, two or four. Width, about three inches. Wide board may be substituted for two lower slats.

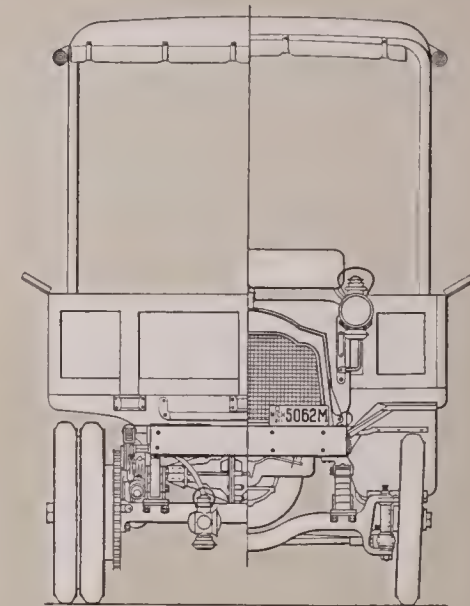
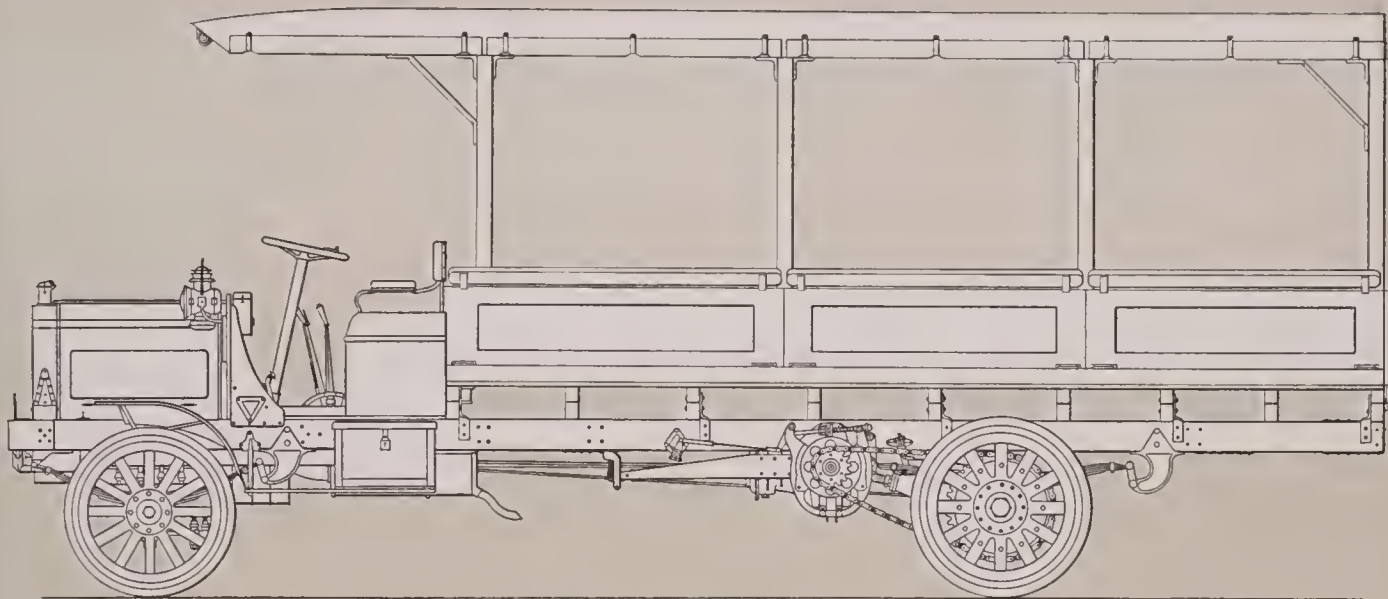
Tops: may be equipped with either number 8200 canopy or number 158 removable canopy top.

Optional widths: dependent on traffic conditions and load to be carried.



From stock yards to down town markets, hotels and  
wholesale houses





Wheel base, 14 feet; body length back of seat, 15 feet 5½ inches; number 158 removable canopy top

### Packard 3-Ton Truck with Body No. 169

LENGTHS	Short chassis 10' 6" Wheel base			Standard chassis 12' 0" Wheel base			Long chassis 14' 0" Wheel base			WIDTHS	Any chassis and body length	HEIGHTS Without load		Any chassis and body length	
	Body length			Body length			Body length					Chassis, overall	Body, overall		Truck, overall Truck, with 8200 top Truck, with 158 top Body floor at rear Clear body height with 158 top, at lowest point
	Minimum	Standard	Maximum	Minimum	Standard	Maximum	Minimum	Standard	Maximum						
Clear body	8'8"	8'8"	10'2"	10'2"	11'8"	13'7"	13'7"	15' 1/2"	17'2"	6'8 1/2"	7'3"	6' 0"	6' 0"		
Body, back of seat	9'1"	9'1"	10'7"	10'7"	12'1"	14'0"	14'0"	15' 5 1/2"	17'7"	7'3"	7'3"	8' 6"	8' 6"		
Truck, overall	16'7"	16'7"	18'1"	18'1"	19'7"	21'6"	21'6"	22'11 1/2"	25'1"	6'0"	6'0"	10' 0"	10' 0"		

Winged and paneled removable gate body.

Load capacity: 6000 pounds.

Gates: number of gates each side, standard, two; optional, one or three, except for bodies over fourteen feet long for which the standard is three; option, one or two. Single gates at front and at rear connected to side gates by hooks. Height of vertical section of gates, standard, one foot six inches; optional up to two feet. Number of panels to each gate dependent on number and length of gates.

Stakes: number and spacing dependent on size and design of gates.

Wings: width, standard, six inches; optional, one foot.

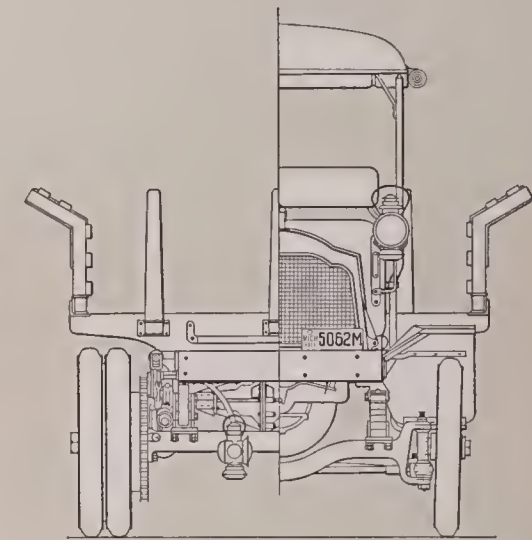
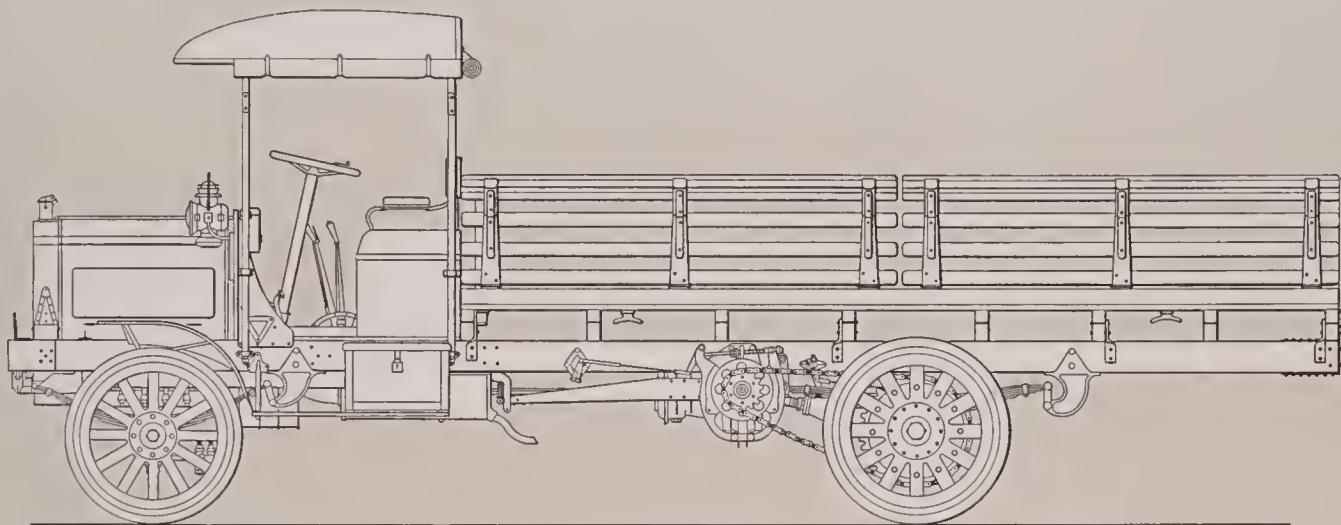
Tops: body may be equipped with either number 8200 canopy or number 158 removable canopy top.

Optional widths: dependent on traffic conditions and load to be carried.



Twenty-three hours' work is the daily service  
of these trucks





Wheel base, 12 feet; body length back of seat, 14 feet; number 8200 canopy top

### Packard 3-Ton Truck with Body No. 132

LENGTHS	Short chassis 10' 6" Wheel base			Standard chassis 12' 0" Wheel base			Long chassis 14' 0" Wheel base			WIDTHS	Any chassis and body length	HEIGHTS Without load		Any chassis and body length	
	Body length			Body length			Body length					Chassis, overall	Truck, overall		6' 0"
	Minimum	Standard	Maximum	Minimum	Standard	Maximum	Minimum	Standard	Maximum						
Clear body	8'7"	8'7"	10'1"	10'1"	11'7"	13'6"	13'6"	14'11½"	17'1"	7'7"	Truck, with 158 top	10' 0"			
Body, back of seat	9'1"	9'1"	10'7"	10'7"	12'1"	14'0"	14'0"	15' 5½"	17'7"	6'0"	Body floor at rear	3'10"			
Truck, overall	16'7"	16'7"	18'1"	18'1"	19'7"	21'6"	21'6"	22'11½"	25'1"		Clear body height with 158 top, at lowest point	5' 6"			

Winged and slatted removable gate body.

Load capacity: 6000 pounds.

Gates: number of gates each side, standard, two; optional, one or three, except for bodies over fourteen feet long for which the standard is three; option, one or two. Height of vertical section, standard, one foot six inches; optional up to two feet six inches.

Wings: standard, six inches; optional, twelve inches.

Stakes: three removable stakes at front and at rear. Number and spacing of side stakes dependent on size and design of gates. Height of rear stakes, equal to overall height of gates. Plain hinged tail gate, with leather-covered supporting chains may be substituted for rear stakes at an increased price.

Slats: about three inches wide and three inches apart. Wide board may be substituted for two lower slats.

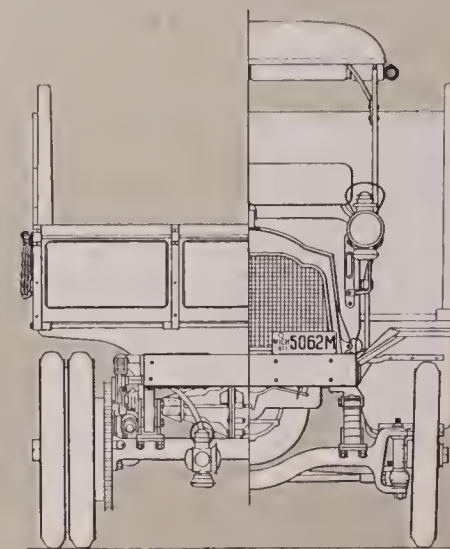
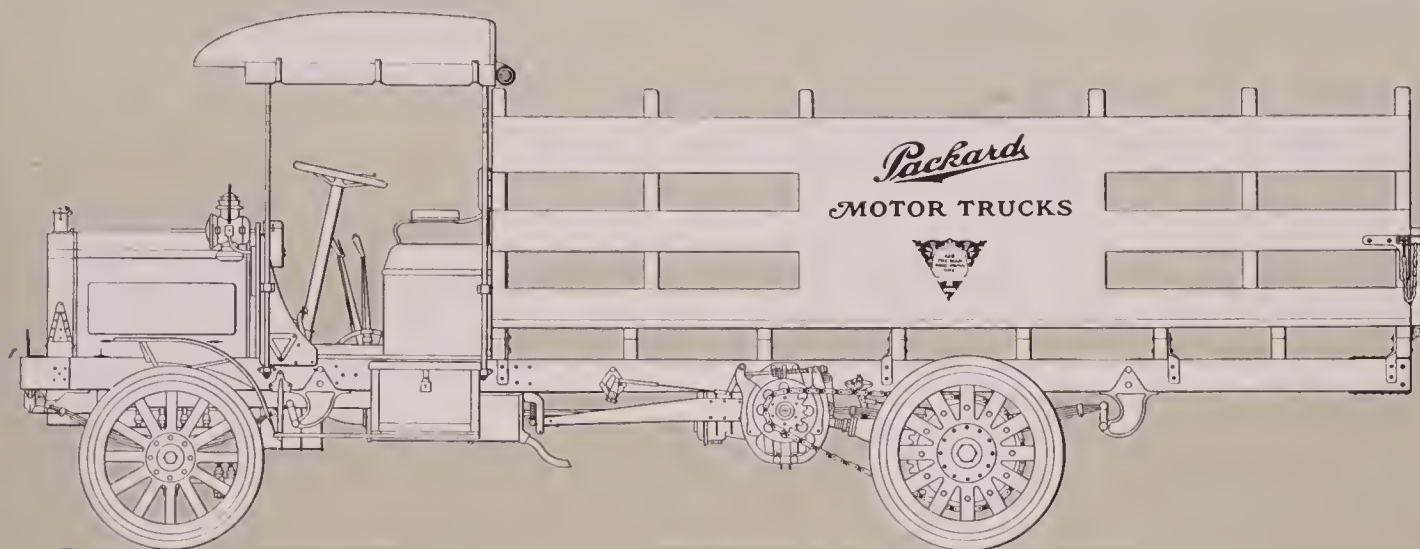
Optional widths: dependent on traffic conditions and load to be carried.





Quicker shipments of stoves, quicker receipt  
of raw materials





Wheel base, 12 feet; body length back of seat, 14 feet; number 8200 canopy top

### Packard 3-Ton Truck with Body No. 199

LENGTHS	Short chassis 10' 6" Wheel base			Standard chassis 12' 0" Wheel base			Long chassis 14' 0" Wheel base			WIDTHS	Any chassis and body length	HEIGHTS		Any chassis and body length
	Body length			Body length			Body length					Without load		
	Minimum	Standard	Maximum	Minimum	Standard	Maximum	Minimum	Standard	Maximum			Chassis, overall	Truck, overall	
Clear body	8' 10"	8' 10"	10' 4"	10' 4"	11' 10"	13' 9"	13' 9"	15' 2 1/2"	17' 4"	6' 8 1/2"	Truck, with 8200 top	7' 4"		
Body, back of seat	9' 1"	9' 1"	10' 7"	10' 7"	12' 1"	14' 0"	14' 0"	15' 5 1/2"	17' 7"	7' 0"	Truck, with 158 top	8' 6"		
Truck, overall	16' 8"	16' 8"	18' 2"	18' 2"	19' 8"	21' 7"	21' 7"	23' 1 1/2"	25' 2"	6' 0"	Body floor at rear	10' 0"		
											Clear body height with 158 top, at lowest point	5' 6"		

Slatted side body with fixed signboards.  
Load capacity: 6000 pounds.

Front end and sides: front, plain panel; sides, central signboard with three slats at each end. Height of front and sides, standard, three feet; optional up to four feet. Side uprights project six inches above top of sides. Front and sides built integral with platform. Hinged tail gate paneled

and with leather-covered supporting chains. Height of gate, standard, one foot six inches; optional up to two feet.

Tops: body may be equipped with number 8200 canopy or number 158 removable canopy top.

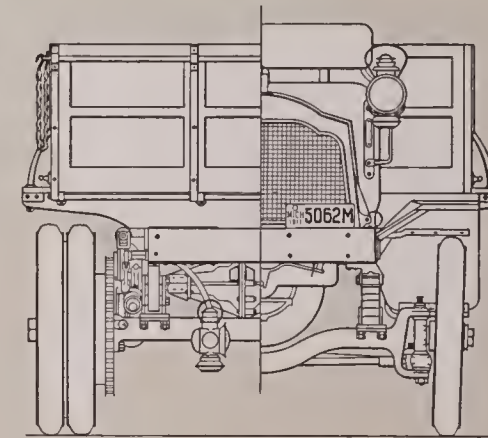
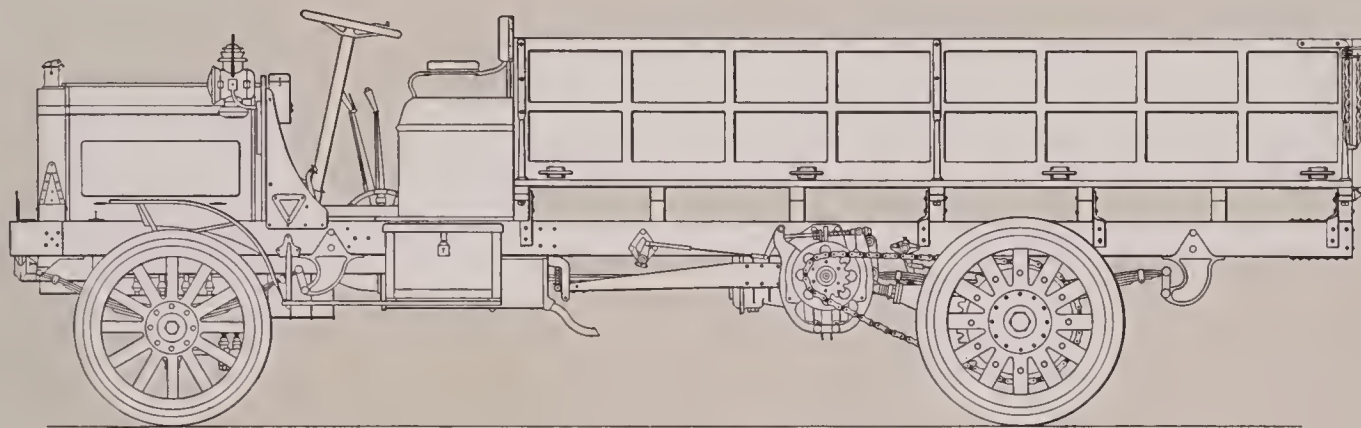
Optional widths: dependent on traffic conditions and load to be carried.





For wholesale deliveries and supplying route wagons





Wheel base, 12 feet; body length back of seat, 12 feet 1 inch

### Packard 3-Ton Truck with Body No. 120

LENGTHS	Short chassis 10' 6" Wheel base			Standard chassis 12' 0" Wheel base			Long chassis 14' 0" Wheel base			WIDTHS	Any chassis and body length	HEIGHTS Without load		Any chassis and body length		
	Body length			Body length			Body length					Chassis, overall	Body, overall		Truck, overall	Truck, with 8200 top
	Minimum	Standard	Maximum	Minimum	Standard	Maximum	Minimum	Standard	Maximum							
Clear body	8' 11"	8' 11"	10' 5"	10' 5"	11' 11"	13' 10"	13' 10"	15' 3 1/2"	17' 5"	7' 1 1/2"	6' 8 1/2"	3' 10"	6' 0"			
Body, back of seat	9' 1"	9' 1"	10' 7"	10' 7"	12' 1"	14' 0"	14' 0"	15' 5 1/2"	17' 7"	7' 1 1/2"	7' 1 1/2"	3' 10"	8' 6"			
Truck, overall	16' 8"	16' 8"	18' 2"	18' 2"	19' 8"	21' 7"	21' 7"	23' 1/2"	25' 2"	6' 0"	6' 0"	3' 10"	10' 0"			

Paneled box body.

Load capacity: 6000 pounds.

Front end, sides and rear gate: height, standard, two feet; optional up to three feet. Front end and sides built integral with platform. Hinged tail gate with leather-covered supporting chains.

Running board along each side, five inches wide. Rope hooks above running board.

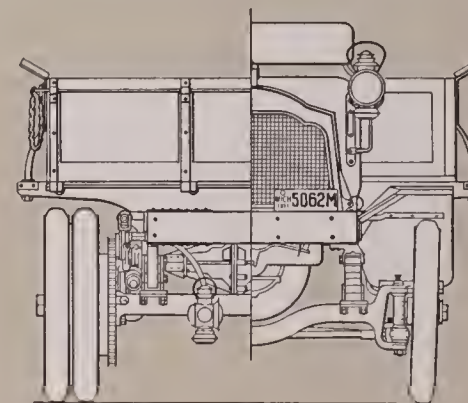
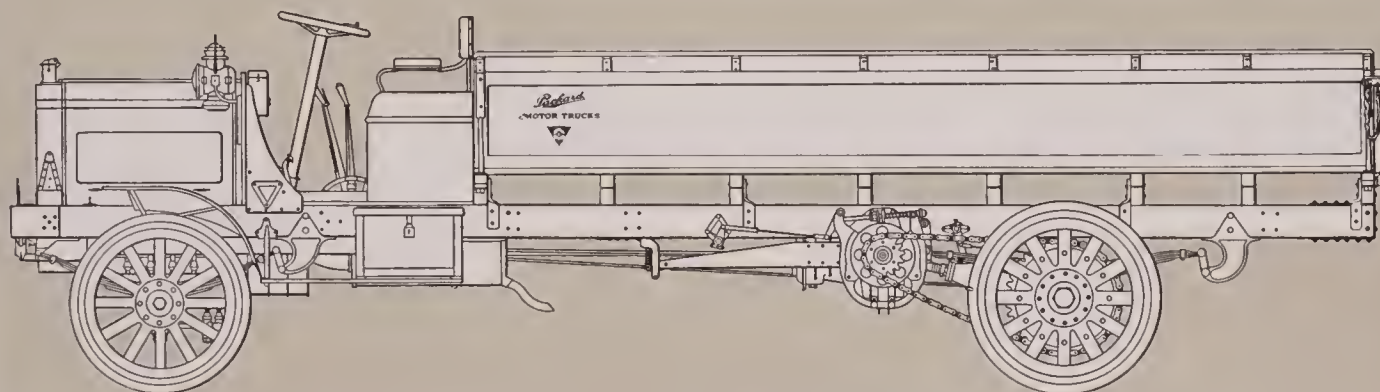
Tops: may be equipped with either number 8200 canopy or number 158 removable canopy top.

Optional widths: dependent on traffic conditions and load to be carried.



Hauling three-ton loads in hilly Pittsburg





Wheel base, 14 feet; body length back of seat, 14 feet

### Packard 3-Ton Truck with Body No. 180

LENGTHS	Short chassis 10' 6" Wheel base			Standard chassis 12' 0" Wheel base			Long chassis 14' 0" Wheel base			WIDTHS	Any chassis and body length	HEIGHTS		Any chassis and body length
	Body length			Body length			Body length					Without load		
	Minimum	Standard	Maximum	Minimum	Standard	Maximum	Minimum	Standard	Maximum			Chassis, overall	Body, overall	
Clear body	8' 11"	8' 11"	10' 5"	10' 5"	11' 11"	13' 10"	13' 10"	15' 3 1/2"	17' 5"	6' 8 1/2"	7' 1 1/2"	Truck, overall	6' 0"	
Body, back of seat	9' 1"	9' 1"	10' 7"	10' 7"	12' 1"	14' 0"	14' 0"	15' 5 1/2"	17' 7"			Truck, with 8200 top	8' 6"	
Truck, overall	16' 8"	16' 8"	18' 2"	18' 2"	19' 8"	21' 7"	21' 7"	23' 1 1/2"	25' 2"	6' 0"	6' 0"	Truck, with 158 top	10' 0"	
												Body floor at rear	3' 10"	
												Clear body height with 158 top, at lowest point	5' 6"	

Winged box body.

Load capacity: 6000 pounds.

Front end, sides and rear: height of vertical section, standard, one foot six inches; optional up to two feet. Front end and sides built integral with platform. Hinged tail gate with leather-covered supporting chains. Single panel all around.

Wings: standard, six inches; optional up to twelve inches.

Tops: body may be equipped with either number 8200 canopy or number 158 removable canopy top.

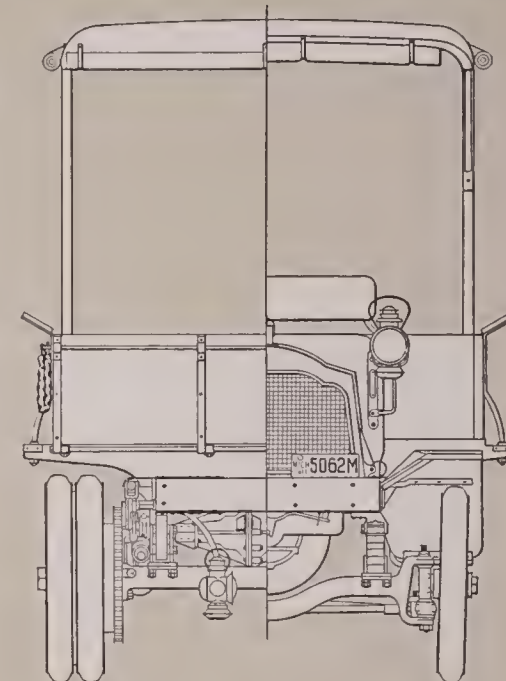
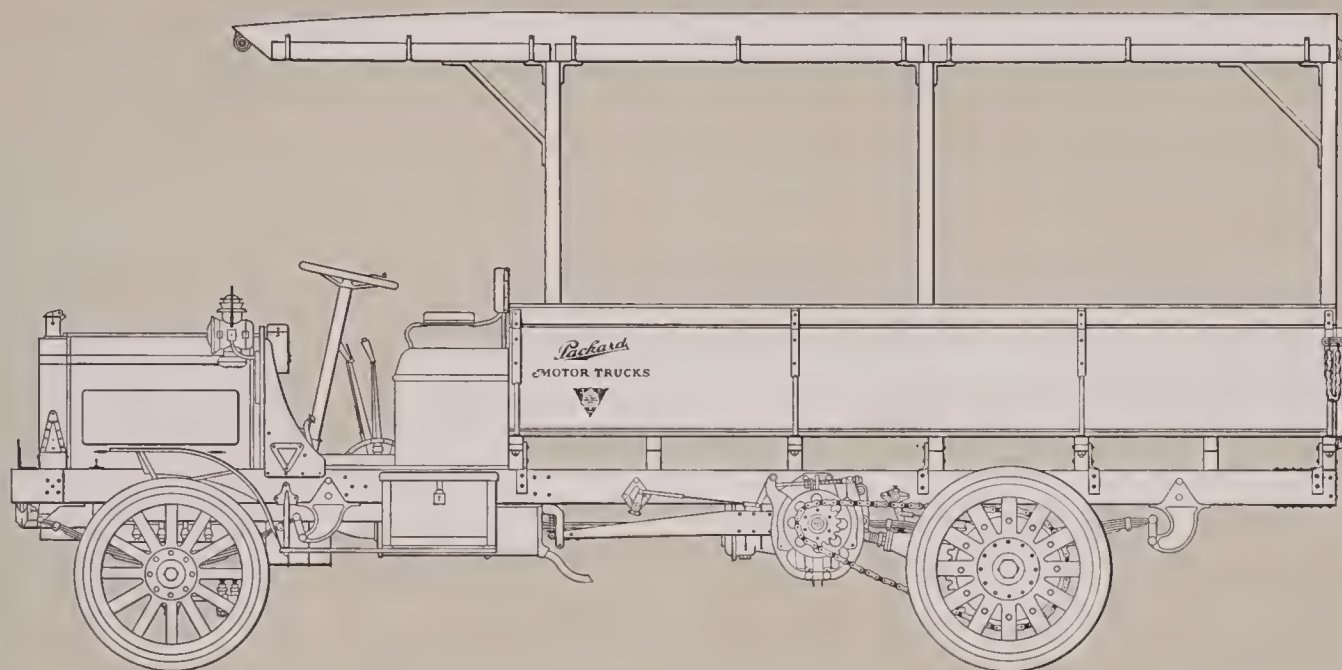
Optional widths: dependent on traffic conditions and load to be carried.





Coffee and wholesale grocery deliveries to Pittsburg retailers





Wheel base, 12 feet; body length back of seat, 12 feet 1 inch; number 158 removable canopy top

### Packard 3-Ton Truck with Body No. 167

LENGTHS	Short chassis 10' 6" Wheel base			Standard chassis 12' 0" Wheel base			Long chassis 14' 0" Wheel base			WIDTHS	Any chassis and body length	HEIGHTS Without load		Any chassis and body length		
	Body length			Body length			Body length					Chassis, overall	Body, overall		Truck, overall Truck, with 8200 top Truck, with 158 top	Body floor at rear Clear body height with 158 top, at lowest point
	Minimum	Standard	Maximum	Minimum	Standard	Maximum	Minimum	Standard	Maximum							
Clear body	8'11"	8'11"	10'5"	10'5"	11'11"	13'10"	13'10"	15'3 $\frac{1}{2}$ "	17'5"	6'8 $\frac{1}{2}$ "	6' 0"		6' 0"			
Body, back of seat	9' 1"	9' 1"	10'7"	10'7"	12' 1"	14' 0"	14' 0"	15'5 $\frac{1}{3}$ "	17'7"	7'1 $\frac{1}{2}$ "	8' 6"		10' 0"			
Truck, overall	16' 8"	16' 8"	18'2"	18'2"	19' 8"	21' 7"	21' 7"	23' 1 $\frac{1}{2}$ "	25'2"	6'0"	3'10"		5' 6"			

Winged box body.

Load capacity: 6000 pounds.

Front end, sides and rear: plain, not paneled. Height of vertical section and tail gate, standard, one foot six inches; optional up to two feet. Hinged tail gate with leather-covered supporting chains. Front end and sides built integral with platform.

Wings: standard, six inches; optional up to twelve inches.

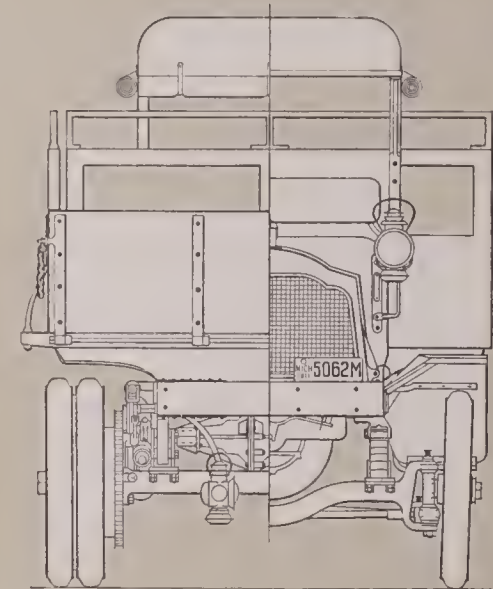
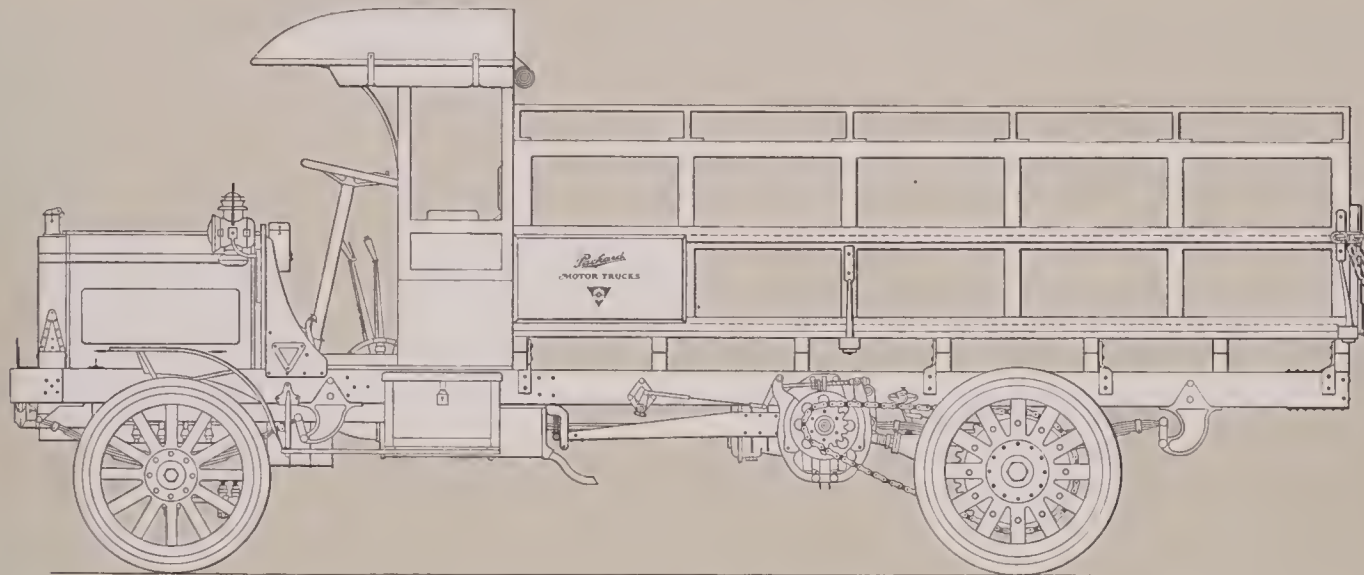
Tops: body may be equipped with either number 8200 canopy or number 158 removable canopy top.

Optional widths: dependent on traffic conditions and load to be carried.





Hauls coke in winter and heavy pipe in summer



Wheel base, 12 feet; body length back of seat, 13 feet 4 inches

### Body PH 27 Designed to Fit Packard 3-Ton Truck Chassis

Name of builder on request

LENGTHS	Short chassis 10' 6" wheel base	Standard chassis 12' 0" wheel base			WIDTHS	Any chassis and body length	HEIGHTS Without load	Any chassis and body length	
	Body length		Body length				Truck, overall Body floor at rear		
	Only practical length	Minimum	Normal	Maximum					Chassis, overall Body, overall Body, clear
Clear body	10' 3"	10' 3"	13' 0"	13' 8"	6' 8 1/2"	8' 10"			
Body, back of seat	10' 7"	10' 7"	13' 4"	14' 0"	6' 4"				
Truck, overall	17' 10"	17' 10"	20' 7"	21' 3"	6' 0"		3' 9"		

Open side body with removable inside rack having double deck.

Load capacity: 6000 pounds.

Front end, sides and rear: front end and sides built integral with platform. The open panels permit side loading. Hinged tail gate with supporting chains. Number and spacing of panels dependent on length and design of truck.

Inside rack: removable inside rack has double deck accommodating two rows of small crates. When removed, body has clear loading space for bulky goods.

Top: covers seat only. Rolling storm front and rear curtain.

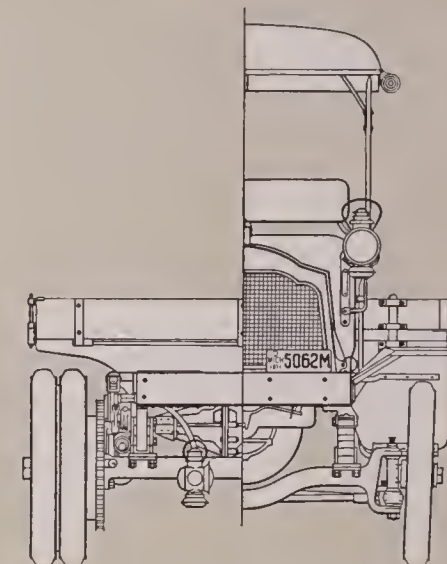
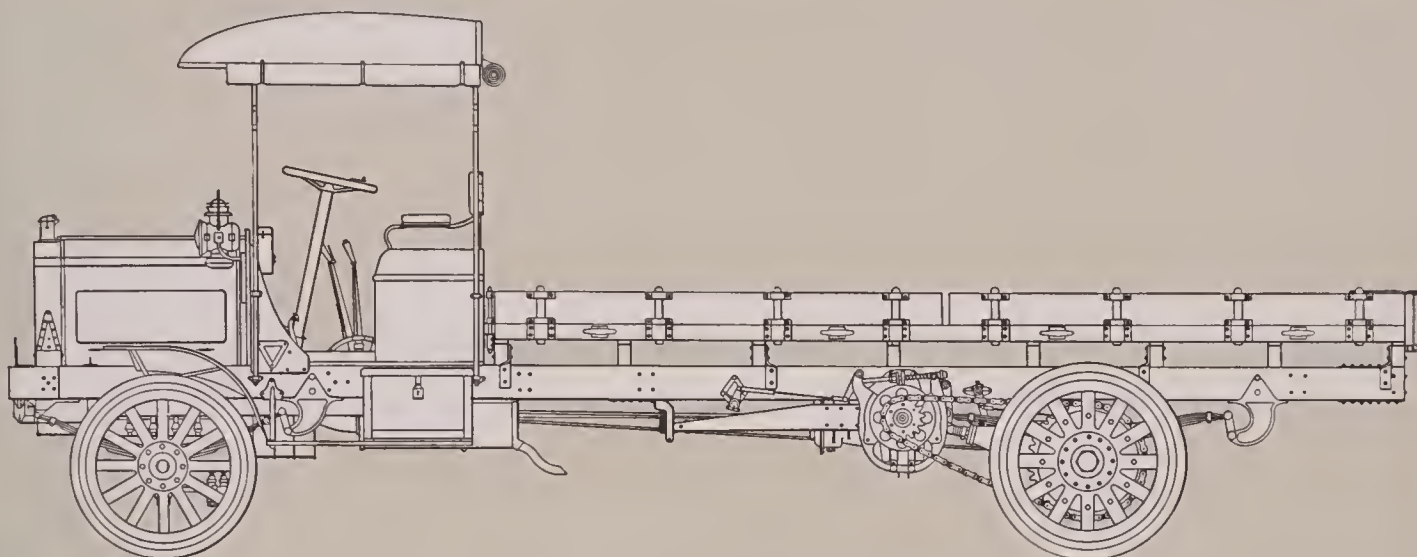
Variations of body lengths, widths and heights: dependent on traffic conditions and load to be carried.





The Kern County Land Co. distributing food-stuffs  
to supply-stations in California





Wheel base, 14 feet; body length back of seat, 14 feet; number 8200 canopy top

### Packard 3-Ton Truck with Body No. 181

LENGTHS	Short chassis 10' 6" Wheel base			Standard chassis 12' 0" Wheel base			Long chassis 14' 0" Wheel base			WIDTHS	Any chassis and body length	HEIGHTS Without load		Any chassis and body length		
	Body length			Body length			Body length					Chassis, overall	Body, overall		Truck, overall	Truck, with 8200 top
	Minimum	Standard	Maximum	Minimum	Standard	Maximum	Minimum	Standard	Maximum							
Clear body	8' 10"	8' 10"	10' 4"	10' 4"	11' 10"	13' 9"	13' 9"	15' 2 1/2"	17' 4"	6' 8 1/2"	6' 7"	3' 11"	5' 6"			
Body, back of seat	9' 1"	9' 1"	10' 7"	10' 7"	12' 1"	14' 0"	14' 0"	15' 5 1/2"	17' 7"	6' 7"	6' 0"	8' 6"				
Truck, overall	16' 7"	16' 7"	18' 1"	18' 1"	19' 7"	21' 6"	21' 6"	22' 11 1/2"	25' 1"	6' 0"						

Low box body with extra heavy platform and sides.

Load capacity: 6000 pounds.

Platform: extra heavy; two-inch flooring.


Front end, sides and rear: height, standard, six inches; optional up to one foot. Heavy removable side and front boards, each section held in position by heavy iron pins set

into iron sockets. Tail gate, plain, heavy board, hinged and supported by snap catches.

Tops: body may be equipped with either number 8200 canopy or number 158 removable canopy top.

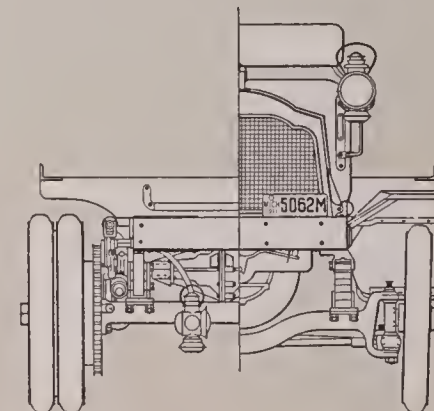
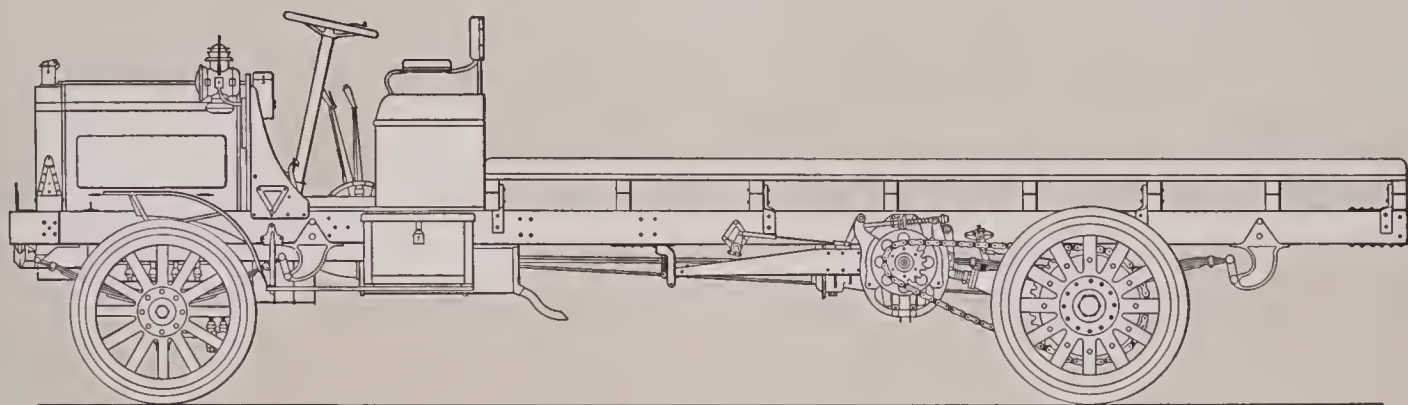
Optional widths: dependent on traffic conditions and load to be carried.





Lumber forty-one feet long can be hauled by this specially equipped truck





Wheel base, 14 feet; body length back of seat, 14 feet

### Packard 3-Ton Truck with Body No. 136

LENGTHS	Short chassis 10' 6" Wheel base			Standard chassis 12' 0" Wheel base			Long chassis 14' 0" Wheel base			WIDTHS	Any chassis and body length	HEIGHTS Without load		Any chassis and body length		
	Body length			Body length			Body length					Chassis, overall	6' 8 1/2"		Truck, overall	6' 0"
	Minimum	Standard	Maximum	Minimum	Standard	Maximum	Minimum	Standard	Maximum							
Clear body	9' 1"	9' 1"	10' 7"	10' 7"	12' 1"	14' 0"	14' 0"	15' 5 1/2"	17' 7"	Body, clear	6' 0"	Body floor at rear	3' 10"			
Body, back of seat	9' 1"	9' 1"	10' 7"	10' 7"	12' 1"	14' 0"	14' 0"	15' 5 1/2"	17' 7"							
Truck, overall	16' 5"	16' 5"	17' 11"	17' 11"	19' 5"	21' 4"	21' 4"	22' 9 1/2"	24' 11"							

Platform body.

Load capacity: 6000 pounds.

Platform body without gates, stakes, stake pockets or rope hooks. Skid iron on rear.

Top: body may be equipped with number 8200 canopy top.

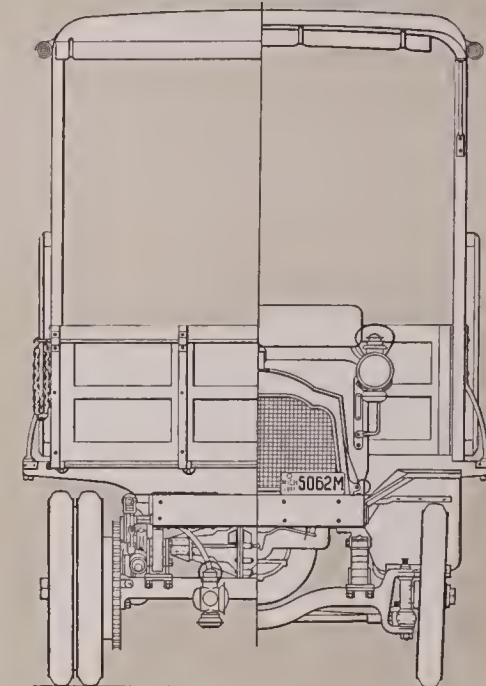
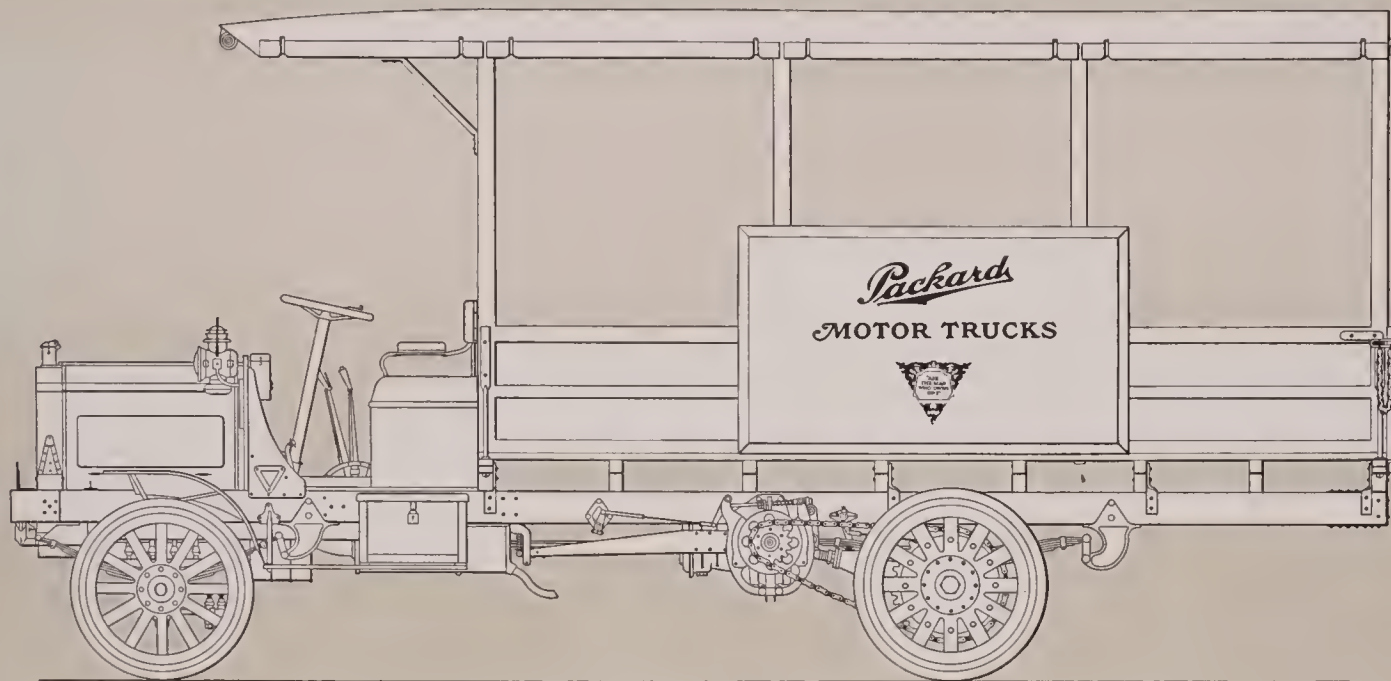
Optional widths: dependent on traffic conditions and load to be carried.





Flour in bags and barrels from the mill to wholesale and retail grocers





Wheel base, 12 feet; body length back of seat, 14 feet

### Packard 3-Ton Truck with Body No. 170

LENGTHS	Short chassis 10' 6" Wheel base			Standard chassis 12' 0" Wheel base			Long chassis 14' 0" Wheel base			WIDTHS	Any chassis and body length	HEIGHTS Without load		Any chassis and body length	
	Body length			Body length			Body length					Chassis, overall	Body, overall		Truck, overall Truck, with 8200 top Body floor at rear Clear body height at lowest point
	Minimum	Standard	Maximum	Minimum	Standard	Maximum	Minimum	Standard	Maximum						
Clear body	8' 11"	8' 11"	10' 5"	10' 5"	11' 11"	13' 10"	13' 10"	15' 3 1/2"	17' 5"	6' 8 1/2"	10' 0"				
Body, back of seat	9' 1"	9' 1"	10' 7"	10' 7"	12' 1"	14' 0"	14' 0"	15' 5 1/2"	17' 7"	7' 2"	10' 0"				
Truck, overall	16' 8"	16' 8"	18' 2"	18' 2"	19' 8"	21' 7"	21' 7"	23' 1/2"	25' 2"	6' 0"	3' 10"	5' 6"			

Paneled box body with integral top.

Load capacity: 6000 pounds.

Front end sides and rear: height, standard, two feet; optional up to two feet. Front end and sides built integral with platform. One row of panels, standard; optional, two rows. Hinged tail gate with leather-covered supporting chains.

Top: roof made of slats covered with waterproof canvas and supported by posts built integral with platform. Rolling side and rear curtains and rolling storm front with large celluloid windows. Number 8200 top may be substituted for extension of roof over seat.

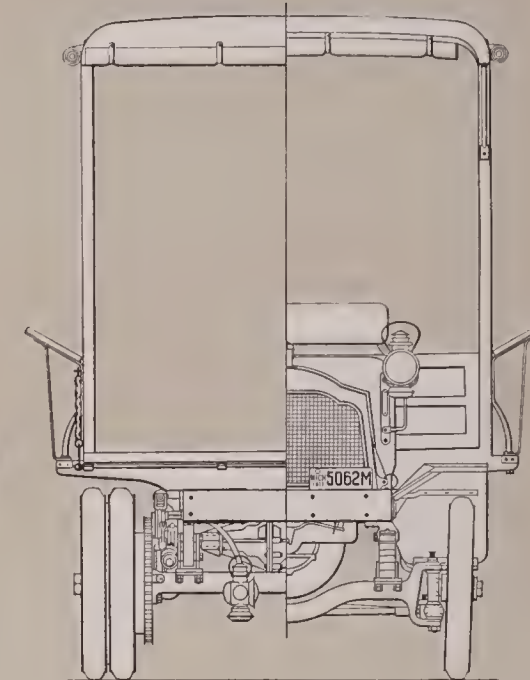
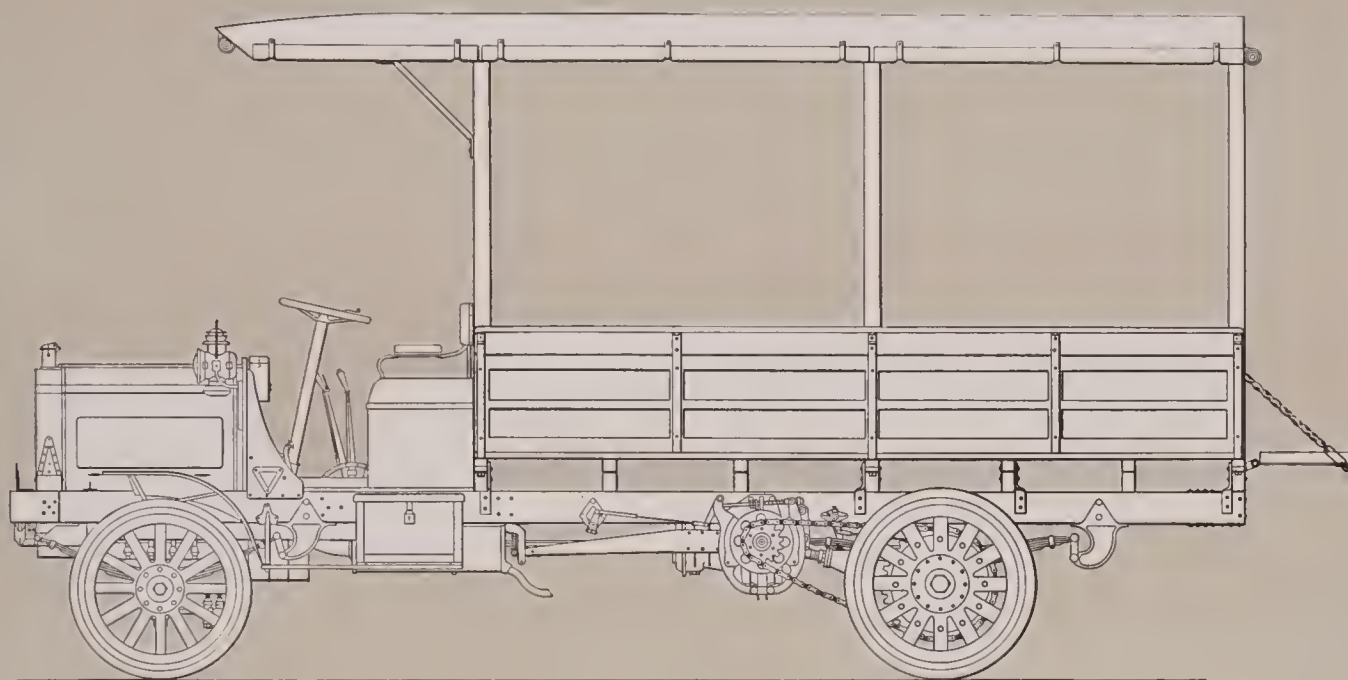
Optional widths: dependent on traffic conditions and load to be carried.





Over a dozen packers use an average of two trucks  
apiece in fourteen leading cities





Wheel base, 12 feet; body length back of seat, 12 feet 1 inch

### Packard 3-Ton Truck with Body No. 127

LENGTHS	Short chassis 10' 6'' Wheel base			Standard chassis 12' 0'' Wheel base			Long chassis 14' 0'' Wheel base			WIDTHS	Any chassis and body length	HEIGHTS Without load	Any chassis and body length
	Body length			Body length			Body length						
	Minimum	Standard	Maximum	Minimum	Standard	Maximum	Minimum	Standard	Maximum				
Clear body	8'11''	8'11''	10'5''	10'5''	11'11''	13'10''	13'10''	15'3½''	17'5''	Chassis, overall Body, overall Body, clear	6'8½''	Truck, overall Truck, with 8200 top Body floor at rear Clear body height at lowest point	10' 0''
Body, back of seat	9' 1''	9' 1''	10'7''	10'7''	12' 1''	14' 0''	14' 0''	15'5½''	17'7''		7'1½''		3'10''
Truck, overall	16' 8''	16' 8''	18'2''	18'2''	19' 8''	21' 7''	21' 7''	23' ½''	25'2''		6'0''		5' 6''

Winged box body with integral top.

Load capacity: 6000 pounds.

Front end, sides and rear: height of vertical section, standard, one foot six inches; optional up to two feet. Panels, one row standard; two rows optional. Hinged tail gate with leather-covered supporting chains.

Wings: standard, six inches; optional up to twelve inches.

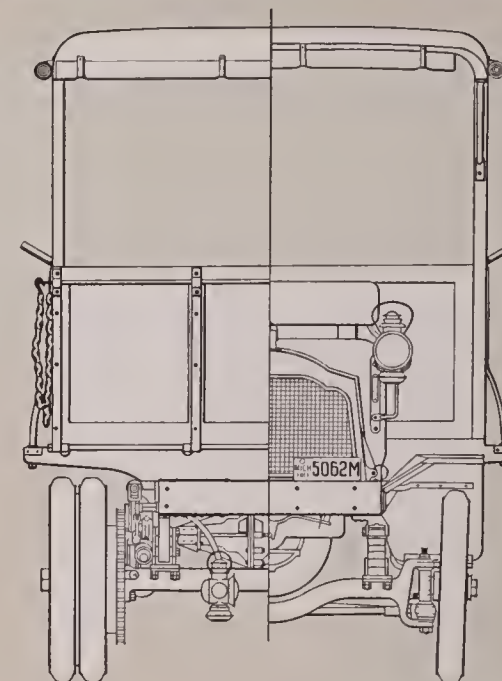
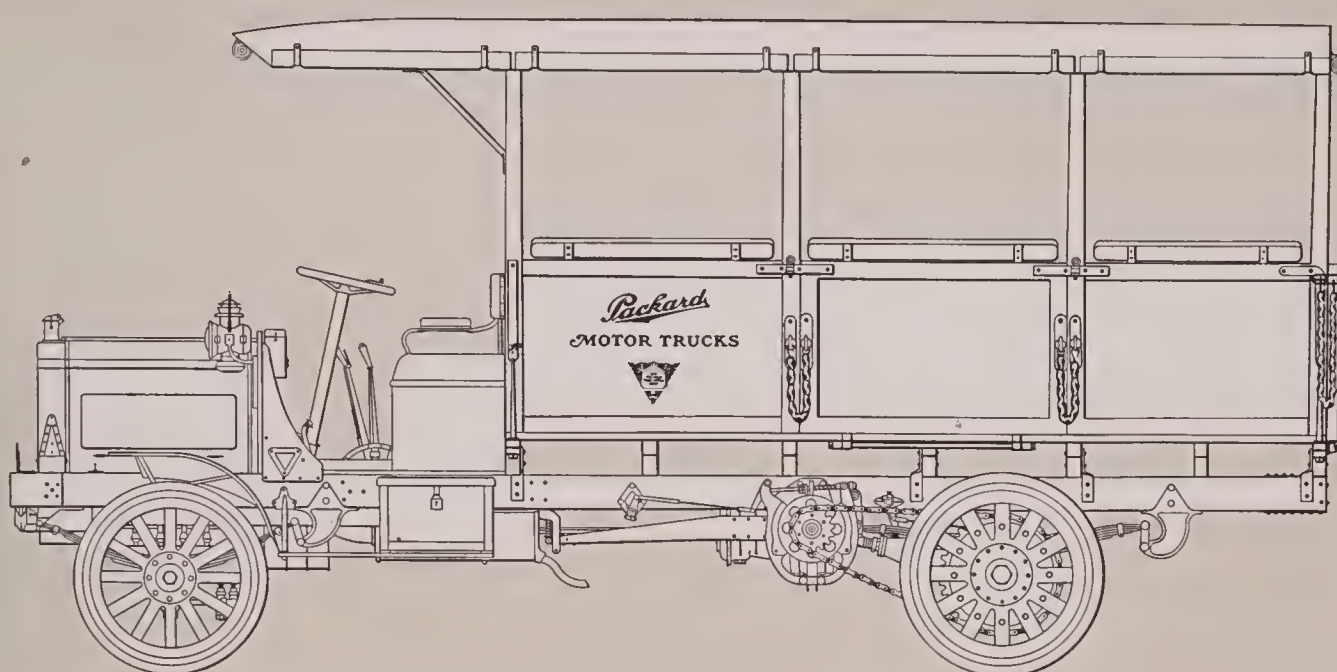
Top: roof made of slats covered with waterproof canvas and supported by posts built integral with platform. Rolling side and rear curtains and rolling storm front with large celluloid windows. Standard number 8200 top may be substituted for extension of roof over seat.

Optional widths: dependent on traffic conditions and load to be carried.





Hauling meats between their packing house and retail market



Wheel base, 12 feet; body length back of seat, 12 feet 1 inch

### Packard 3-Ton Truck with Body No. 146

LENGTHS	Short chassis 10' 6" Wheel base			Standard chassis 12' 0" Wheel base			Long chassis 14' 0" Wheel base			WIDTHS	Any chassis and body length	HEIGHTS Without load		Any chassis and body length		
	Body length			Body length			Body length					Chassis, overall	Body, overall		Truck, overall	Truck, with 8200 top
	Minimum	Standard	Maximum	Minimum	Standard	Maximum	Minimum	Standard	Maximum							
Clear body	8' 11"	8' 11"	10' 5"	10' 5"	11' 11"	13' 10"	13' 10"	15' 3 1/2"	17' 5"	6' 8 1/2"	7' 3"	3' 10"	10' 0"			
Body, back of seat	9' 1"	9' 1"	10' 7"	10' 7"	12' 1"	14' 0"	14' 0"	15' 5 1/2"	17' 7"	6' 0"			10' 0"			
Truck, overall	16' 8"	16' 8"	18' 2"	18' 2"	19' 8"	21' 7"	21' 7"	23' 1 1/2"	25' 2"				5' 6"			

Winged box body with integral top. Tail gate and center section of sides hinged.

Load capacity: 6000 pounds.

Front end, sides and rear: height of vertical section, standard, two feet; optional up to three feet. Panels, one row standard; two rows optional. Hinged tail gate with leather-covered supporting chains.

Wings: standard, six inches; optional up to twelve inches.

Top: roof made of slats covered with waterproof canvas and supported by posts built integral with platform. Rolling side and rear curtains and rolling storm front with large celluloid windows. Standard number 8200 top may be substituted for extension of roof over seat, in which case front of body will be slatted to roof and covered with waterproof canvas.

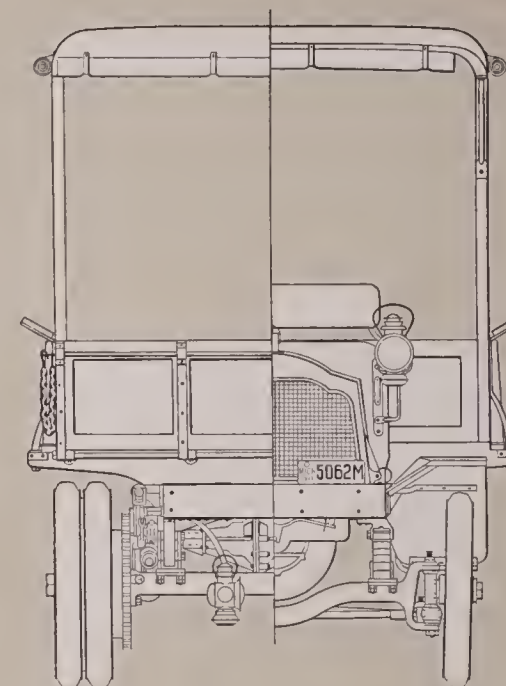
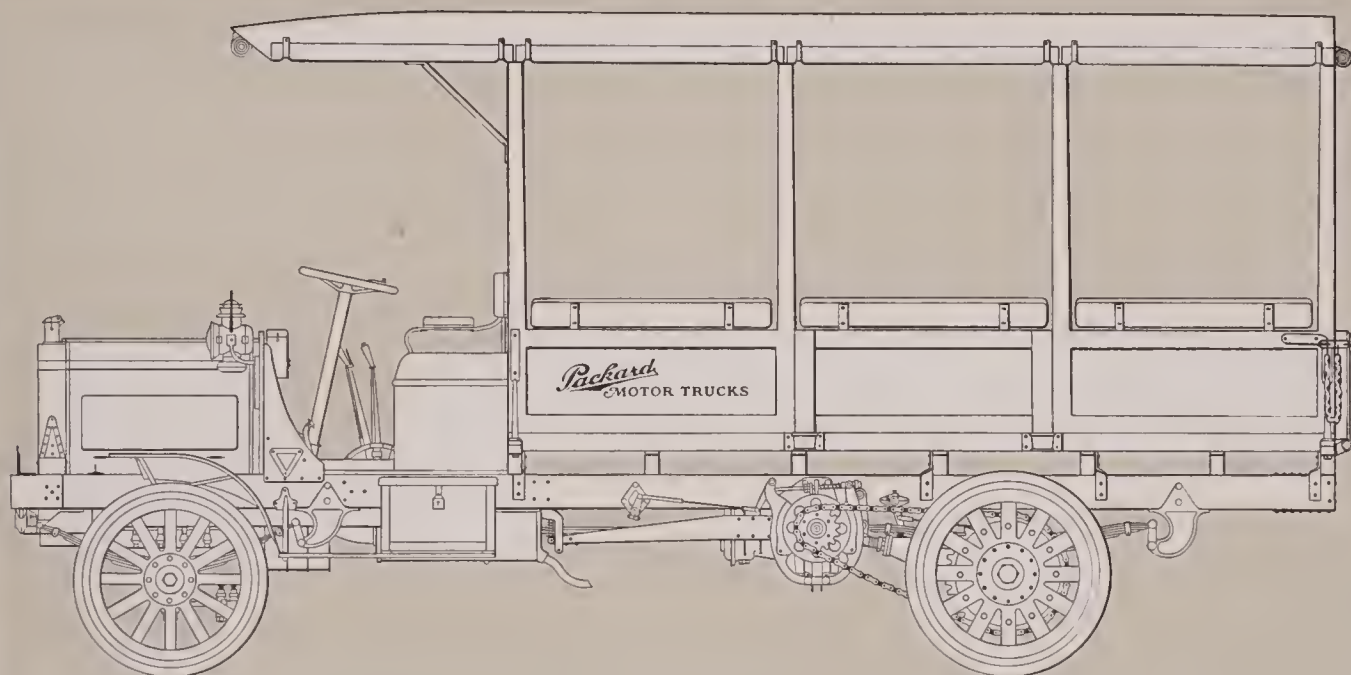
Optional widths: dependent on traffic conditions and load to be carried.





New York City and suburban delivery of heavy hardware and builders' supplies





Wheel base, 12 feet; body length back of seat, 12 feet 1 inch

### Packard 3-Ton Truck with Body No. 173

LENGTHS	Short chassis 10' 6" Wheel base			Standard chassis 12' 0" Wheel base			Long chassis 14' 0" Wheel base			WIDTHS	Any chassis and body length	HEIGHTS Without load		Any chassis and body length	
	Body length			Body length			Body length					Chassis, overall	Body, overall		Truck, overall Truck, with 8200 top Body floor at rear Clear body height at lowest point
	Minimum	Standard	Maximum	Minimum	Standard	Maximum	Minimum	Standard	Maximum						
Clear body	8'11"	8'11"	10'5"	10'5"	11'11"	13'10"	13'10"	15'3 $\frac{1}{2}$ "	17'5"	6'8 $\frac{1}{2}$ "			10' 0"		
Body, back of seat	9' 1"	9' 1"	10'7"	10'7"	12' 1"	14' 0"	14' 0"	15'5 $\frac{1}{2}$ "	17'7"	7'3"			10' 0"		
Truck, overall	16' 8"	16' 8"	18'2"	18'2"	19' 8"	21' 7"	21' 7"	23' $\frac{1}{2}$ "	25'2"	6'0"			3'10"		
													5' 6"		

Winged box body with integral top and center section of sides removable.

Load capacity: 6000 pounds.

Front end, sides and rear: height of vertical section, standard, two feet; optional up to three feet. Panels, one row standard; two rows optional. Center section of sides removable. Bodies over twelve feet one inch back of seat have two center sections of sides removable. Number and spacing of posts dependent on length of body.

Hinged tail gate with leather-covered supporting chains.

Wings: standard, six inches; optional up to twelve inches.

Top: roof made of slats covered with waterproof canvas and supported by posts built integral with platform. Rolling side and rear curtains and rolling storm front with large celluloid windows. Standard number 8200 top may be substituted for extension of roof over seat.

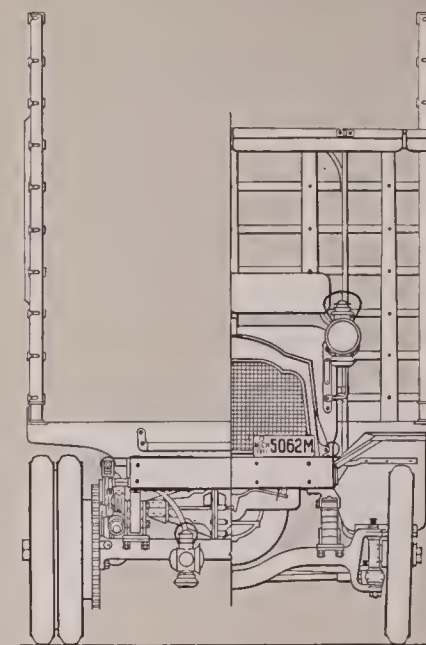
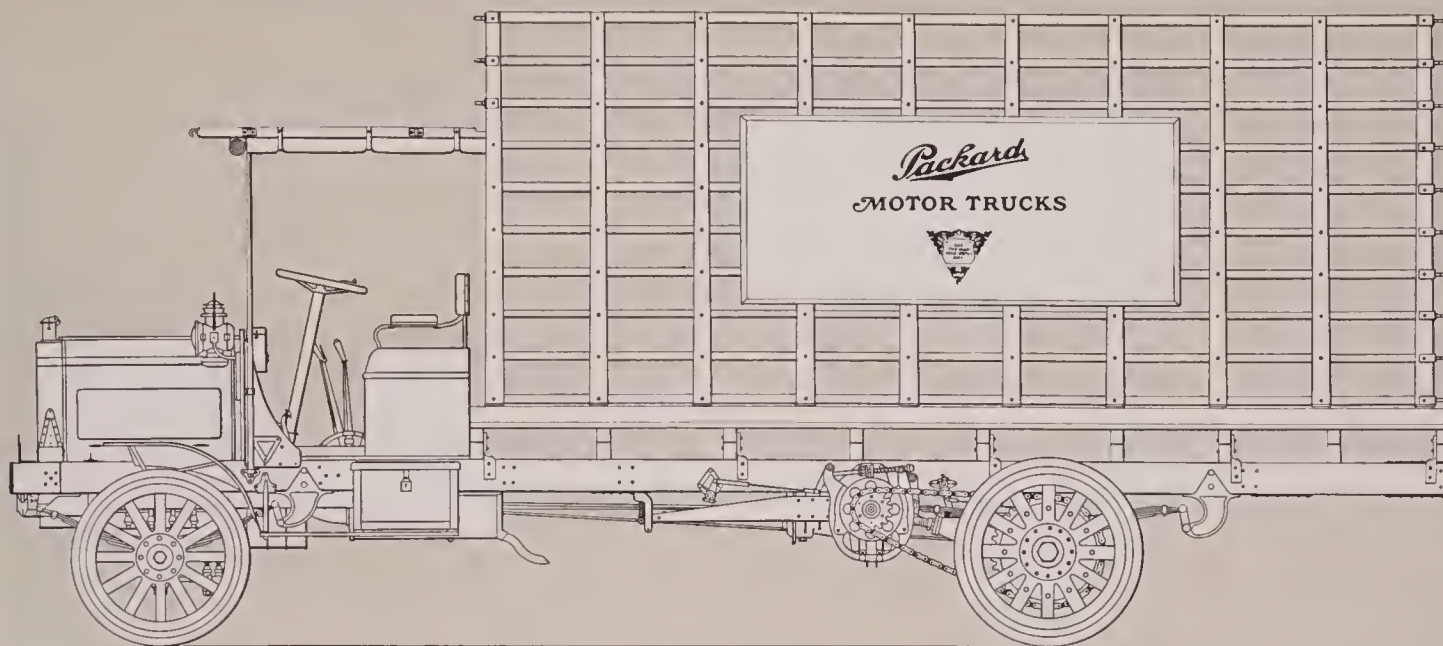
Optional widths: dependent on traffic conditions and load to be carried.





Anheuser-Busch use Packard trucks in St. Louis,  
New York, Chicago and Peoria





Wheel base, 14 feet; body length back of seat, 15 feet 5½ inches; extension platform over seat

### Packard 3-Ton Truck with Body No. 121

LENGTHS	Standard chassis 12' 0" Wheel base			Long chassis 14' 0" Wheel base			WIDTHS	Any chassis and body length	HEIGHTS Without load	Any chassis and body length
	Body length			Body length						
	Minimum	Standard	Maximum	Minimum	Standard	Maximum				
Clear body	11'7½"	11'7½"	13'6½"	13'6½"	15'0"	17' 1½"	Chassis, overall	6'8½"	Truck, overall	10' 2"
Body, back of seat	12'1"	12'1"	14'0"	14'0"	15'5½"	17' 7"	Body, overall	6'8"	Truck, with 8200 top	10' 2"
Truck, overall	19'5"	19'5"	21'4"	21'4"	22'9½"	24'11"	Body, clear	6'0"	Body floor at rear	3'10"

Slatted side body.

Load capacity: 6000 pounds.

Front end and sides: slatted stakes spaced about sixteen inches center to center. Slats, iron. Angle iron around top. Rope hooks on rear stakes for cross ropes.

Extension platform over seat may be added, in which case

front stakes are cut off even with top of platform. Platform is covered with sheet iron and has rolling storm curtains with large celluloid windows. Rope hooks around edges of extension.

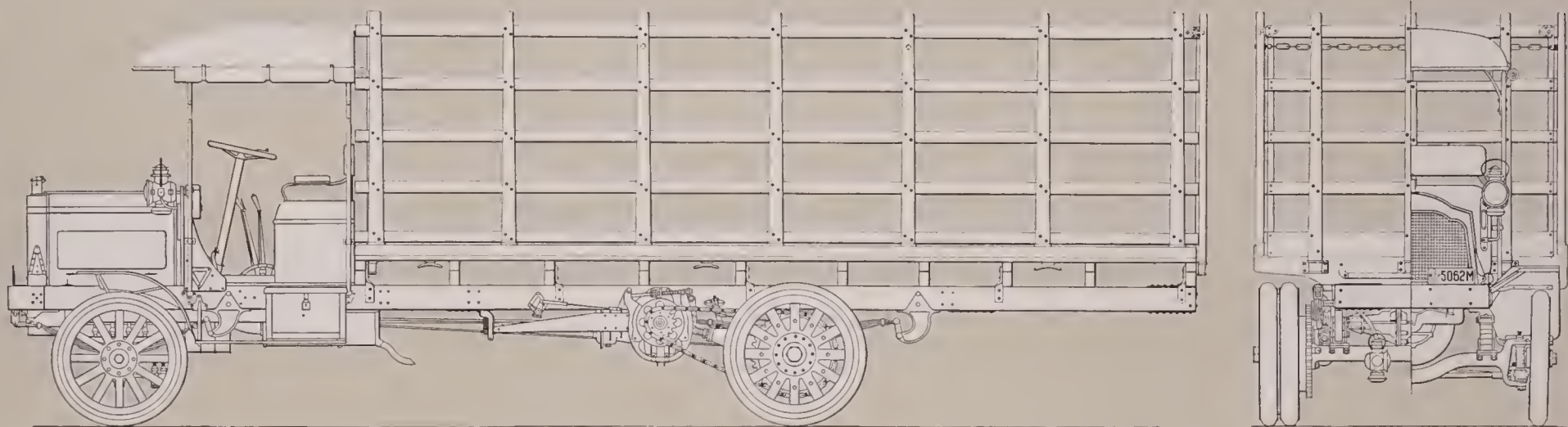
Top: body may be equipped with number 8200 canopy top. Optional widths: dependent on traffic conditions and load to be carried.





A three-ton load of light, bulky goods





Wheel base, 14 feet; body length back of seat, 17 feet 7 inches; number 8200 canopy top

### Packard 3-Ton Truck with Body No. 150

LENGTHS	Short chassis 10' 6'' Wheel base			Standard chassis 12' 0'' Wheel base			Long chassis 14' 0'' Wheel base			WIDTHS	Any chassis and body length	HEIGHTS Without load	Any chassis and body length
	Body length			Body length			Body length						
	Minimum	Standard	Maximum	Minimum	Standard	Maximum	Minimum	Standard	Maximum				
Clear body	8'7''	8'7''	10'1''	10'1''	11'7''	13'6''	13'6''	14'11½''	17'1''	Chassis, overall	6'8½''	Truck, overall	8'10''
Body, back of seat	9'1''	9'1''	10'7''	10'7''	12'1''	14'0''	14'0''	15' 5½''	17'7''	Body, overall	6'8''	Truck, with 8200 top	8'10''
Truck, overall	16'7''	16'7''	18'1''	18'1''	19'7''	21'6''	21'6''	22'11½''	25'1''	Body, clear	6'0''	Truck, with 158 top	10' 0''
												Body floor at rear	3'10''
												Clear body height with 158 top, at lowest point	5' 6''

Removable slatted gate body.

Load capacity: 6000 pounds.

Gates: standard, one gate each side; two gates optional on bodies over twelve feet one inch long. One gate at front and at rear. Height, standard, five feet; optional up to any practical height. Number and spacing of side stakes dependent on length and number of gates. Side gates connected at top

across platform by one or two chains, dependent on length of gates.

Slats: about three inches wide. Standard to each gate, five; optional, six. Wide board may be substituted for two lower slats.

Top: body may be equipped with number 8200 canopy top.

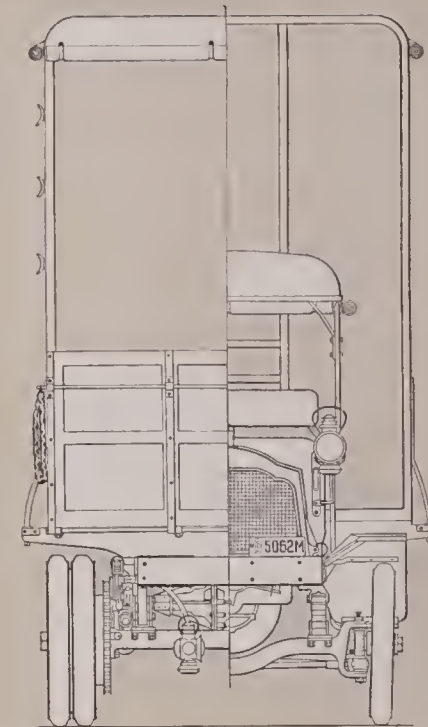
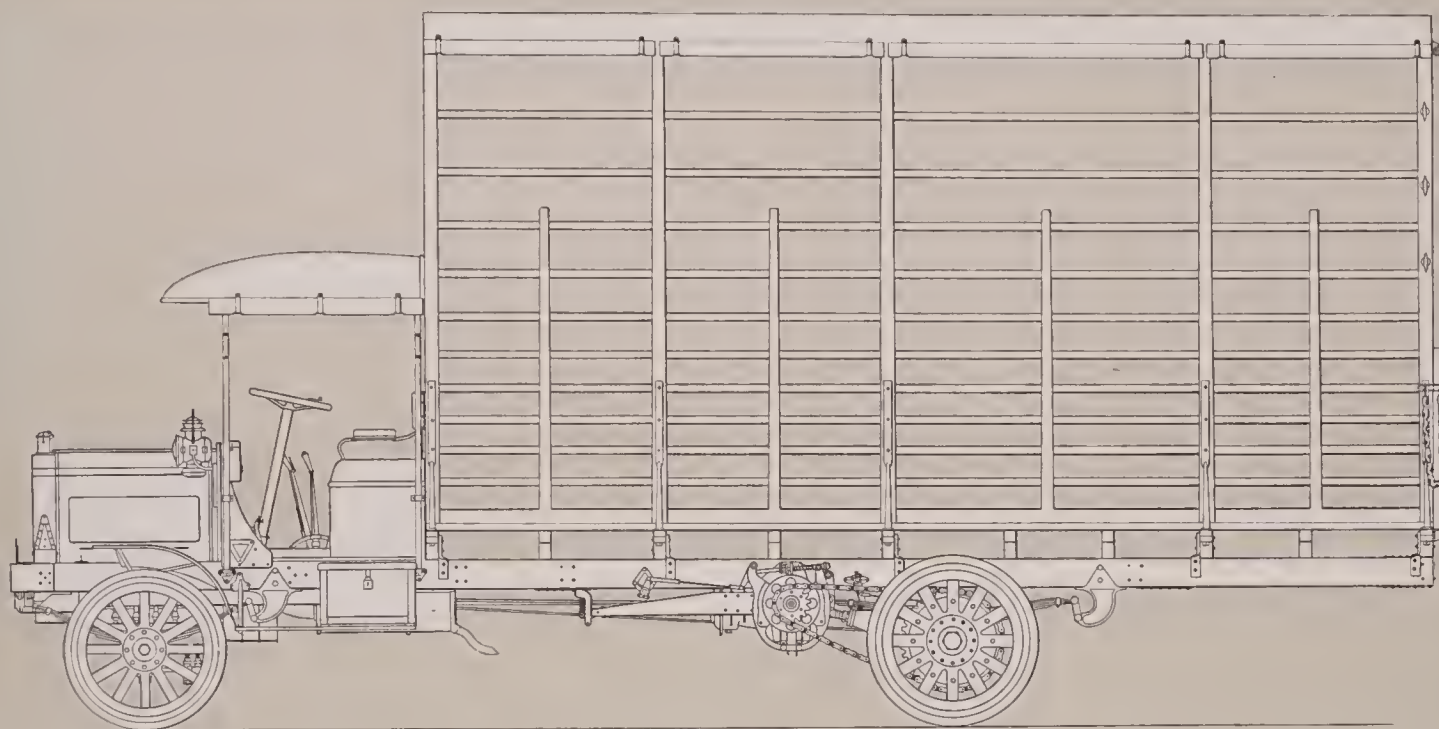
Optional widths: dependent on traffic conditions and load to be carried.





Quantity hauling of very light goods from factory to freight depot





Wheel base, 14 feet; body length back of seat, 17 feet 7 inches; number 8200 canopy top

### Packard 3-Ton Truck with Body No. 172

LENGTHS	Short chassis 10' 6" Wheel base			Standard chassis 12' 0" Wheel base			Long chassis 14' 0" Wheel base			WIDTHS	Any chassis and body length	HEIGHTS Without load	Any chassis and body length
	Body length			Body length			Body length						
	Minimum	Standard	Maximum	Minimum	Standard	Maximum	Minimum	Standard	Maximum				
Clear body	8' 11"	8' 11"	10' 5"	10' 5"	11' 11"	13' 10"	13' 10"	15' 3 1/2"	17' 5"	Chassis, overall Body, overall Body, clear	6' 8 1/2"	Truck, overall Truck, with 8200 top Body floor at rear Clear body height at lowest point	12' 6" 12' 6" 3' 10" 8' 0"
Body, back of seat	9' 1"	9' 1"	10' 7"	10' 7"	12' 1"	14' 0"	14' 0"	15' 5 1/2"	17' 7"				
Truck, overall	16' 8"	16' 8"	18' 2"	18' 2"	19' 8"	21' 7"	21' 7"	23' 1 1/2"	25' 2"				

Slatted side body with integral top.

Load capacity: 6000 pounds.

Front end, sides and rear: posts built integral with platform and with iron slats on inside. Front is fully enclosed by three solid vertical panels except when body is equipped with number 8200 canopy top, in which case it is open behind seat. Number and spacing of posts dependent on length of body. Hinged tail gate paneled and with leather-covered

supporting chains. Height of gate, standard, three feet; optional up to three feet.

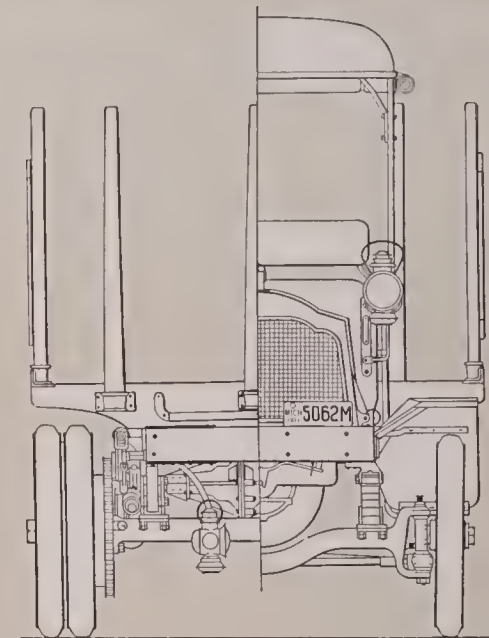
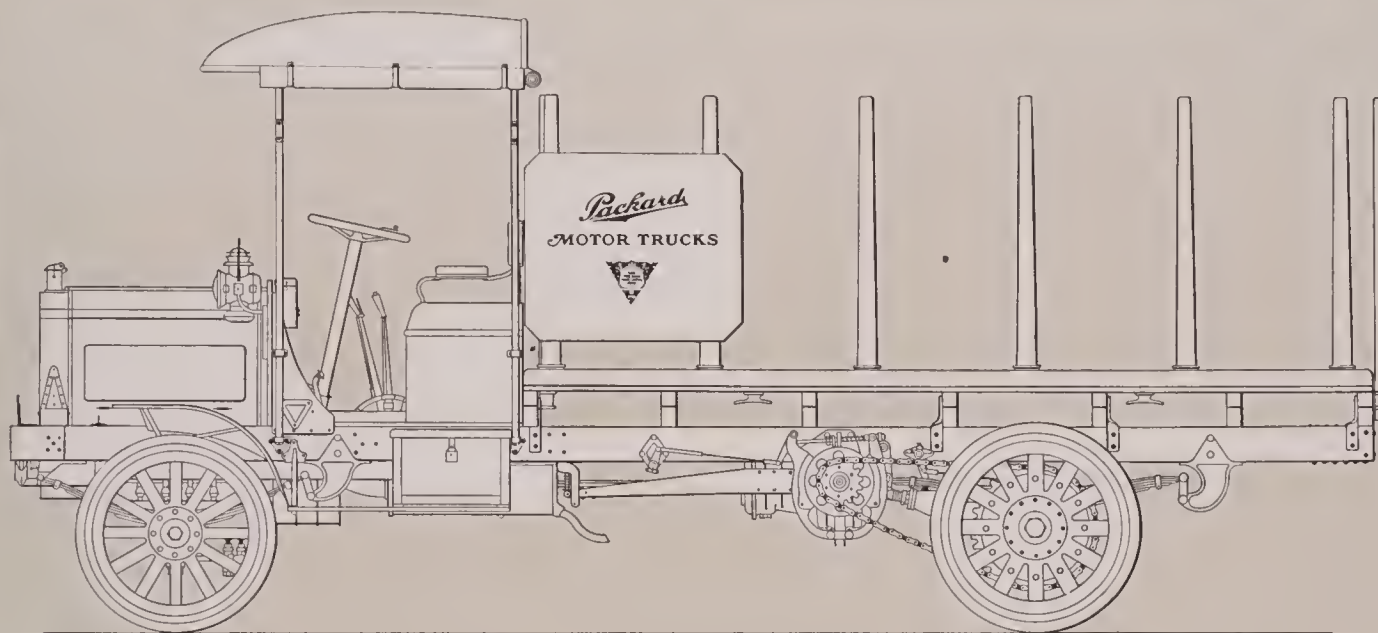
Top: built integral with sides. Made of slats covered with waterproof canvas. Rolling side and rear curtains. If desired, may be equipped with number 8200 canopy top.

Optional widths: dependent on traffic conditions and load to be carried.





This coal truck's average delivery is over twenty tons  
in ten hours



Wheel base, 12 feet; body length back of seat, 12 feet 1 inch; number 8200 canopy top

### Packard 3-Ton Truck with Body No. 126

LENGTHS	Short chassis 10' 6" Wheel base			Standard chassis 12' 0" Wheel base			Long chassis 14' 0" Wheel base			WIDTHS	Any chassis and body length	HEIGHTS Without load		Any chassis and body length		
	Body length			Body length			Body length					Chassis, overall	Body, overall		Truck, overall Truck, with 8200 top Truck, with 158 top	6' 10" 8' 6" 10' 0"
	Minimum	Standard	Maximum	Minimum	Standard	Maximum	Minimum	Standard	Maximum							
Clear body	8' 8"	8' 8"	10' 2"	10' 2"	11' 8"	13' 7"	13' 7"	15' 3/8"	17' 2"	6' 8 1/2"	6' 0"					
Body, back of seat	9' 1"	9' 1"	10' 7"	10' 7"	12' 1"	14' 0"	14' 0"	15' 5 1/2"	17' 7"	6' 8"						
Truck, overall	16' 7"	16' 7"	18' 1"	18' 1"	19' 7"	21' 6"	21' 6"	22' 11 1/2"	25' 1"							

Removable stake body. Load capacity: 6000 pounds.

Stakes: side stakes spaced about two feet center to center.

Three stakes at front and at rear. Height of stakes: standard, three feet; optional up to four feet.

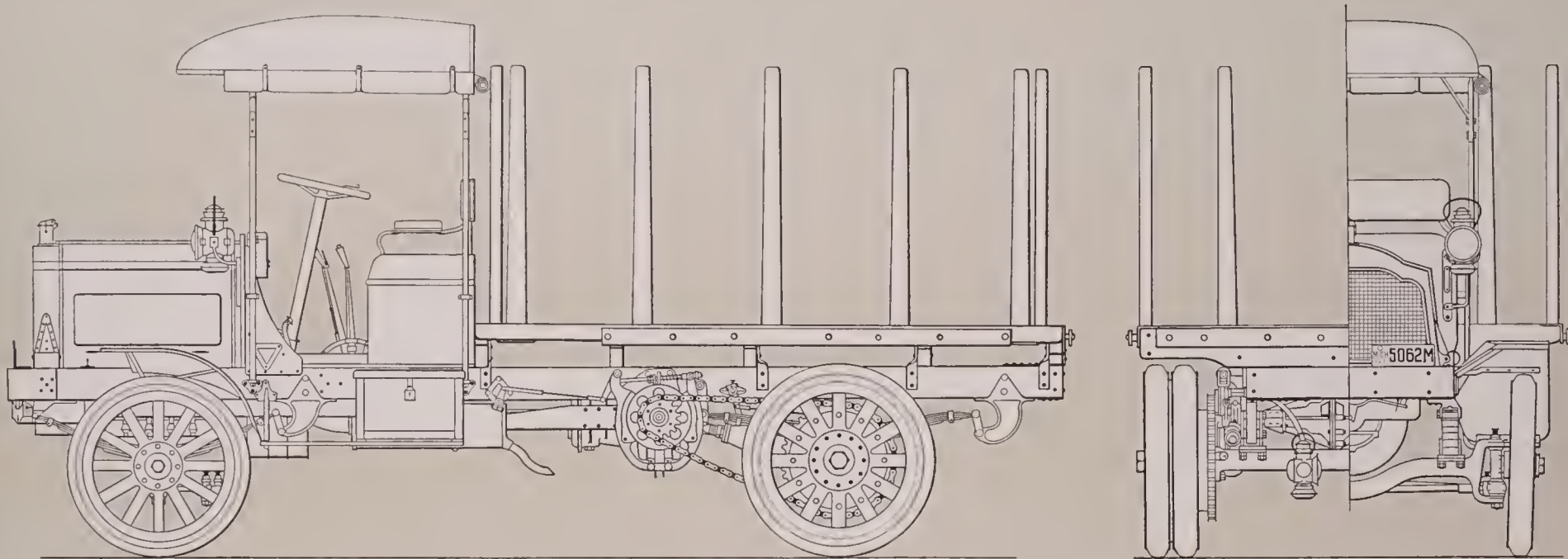
Tops: body may be equipped with either number 8200 canopy or number 158 removable canopy top.

Optional widths: dependent on traffic conditions and load to be carried.





Safes delivered in the city of New York and surrounding territory



Wheel base, 10 feet 6 inches; body length back of seat, 9 feet 1 inch; number 8200 canopy top

### Packard 3-Ton Truck with Body No. 155

LENGTHS	Short chassis 10' 6" Wheel base			Standard chassis 12' 0" Wheel base		WIDTHS	Any chassis and body length	HEIGHTS		Any chassis and body length
	Body length			Body length				Without load		
	Minimum	Standard	Maximum	Minimum	Maximum					
Clear body	8'3"	8'3"	9'9"	9'9"	11'3"	Chassis, overall	6' 8½"	Truck, overall	7'10"	
Body, back of seat	9'1"	9'1"	10'7"	10'7"	12'1"	Body, overall	6'10"	Truck, with 8200 top	8' 6"	
Truck, overall	16'6"	16'6"	18'0"	18'0"	19'6"	Body, clear	6' 0"	Truck, with 158 top	10' 0"	
								Body floor at rear	3'10"	
								Clear body height with 158 top, at lowest point	5' 6"	

Removable stake body with extra heavy platform.

Load capacity: 6000 pounds.

Platform: built extra heavy to carry heavy, compact freight, such as safes, monuments, etc. Covered with one-eighth inch sheet steel. Side angle irons inverted, making platform flush. Heavy skid irons on each side and at rear.

Stakes: side stakes spaced about two feet center to center. Three stakes at front and at rear. Height of stakes, standard, four feet; optional up to four feet.

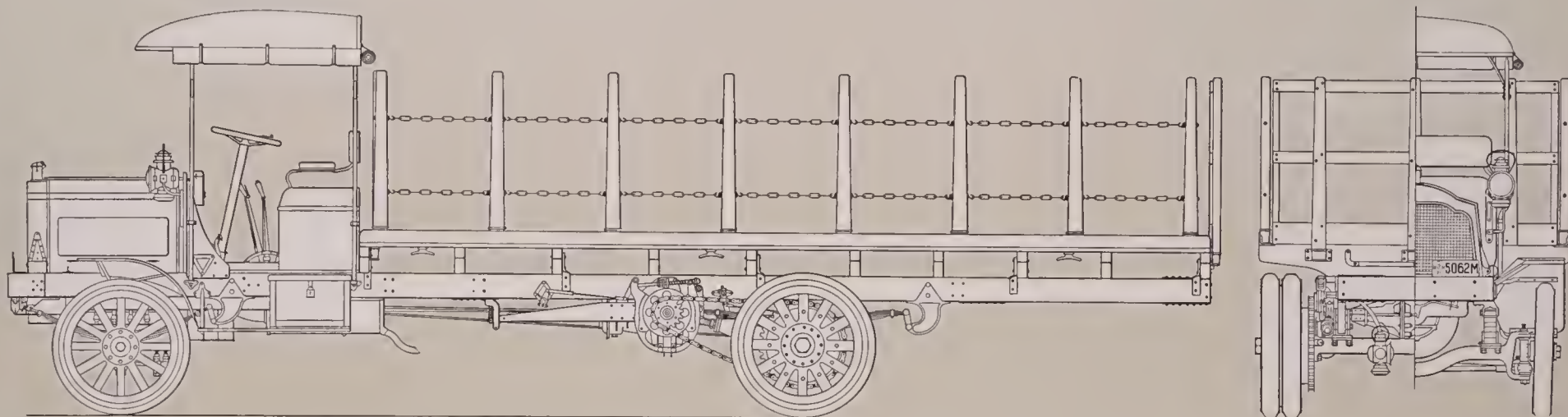
Tops: body may be equipped with either number 8200 canopy or number 158 removable canopy top.

Optional widths: dependent on traffic conditions and load to be carried.





Transporting pianos to branch stores in towns  
surrounding Boston



Wheel base, 14 feet; body length back of seat, 17 feet 7 inches; number 8200 canopy top

### Packard 3-Ton Truck with Body No. 149

LENGTHS	Short chassis 10' 6" Wheel base			Standard chassis 12' 0" Wheel base			Long chassis 14' 0" Wheel base			WIDTHS	Any chassis and body length	HEIGHTS Without load		Any chassis and body length		
	Body length			Body length			Body length					Chassis, overall	Body, overall		Truck, overall	Truck, with 8200 top
	Minimum	Standard	Maximum	Minimum	Standard	Maximum	Minimum	Standard	Maximum							
Clear body	8'7"	8'7"	10'1"	10'1"	11'7"	13'6"	13'6"	14'11 $\frac{1}{2}$ "	17'1"	6'8 $\frac{1}{2}$ "	6'10"	8' 6"	6'10"			
Body, back of seat	9'1"	9'1"	10'7"	10'7"	12'1"	14'0"	14'0"	15' 5 $\frac{1}{2}$ "	17'7"	6'8"	10' 0"	10' 0"	3'10"			
Truck, overall	16'7"	16'7"	18'1"	18'1"	19'7"	21'6"	21'6"	22'11 $\frac{1}{2}$ "	25'1"	6'0"	3'10"	5' 6"	5' 6"			

Chain connected removable stake body with removable slatted gates at front and rear.

Load capacity: 6000 pounds.

Stakes: side stakes about two feet center to center and connected with two chains; optional, one chain. Height, standard, three feet; optional up to four feet.

Gates: standard, three slats; optional, two or four. Slats about three inches wide.

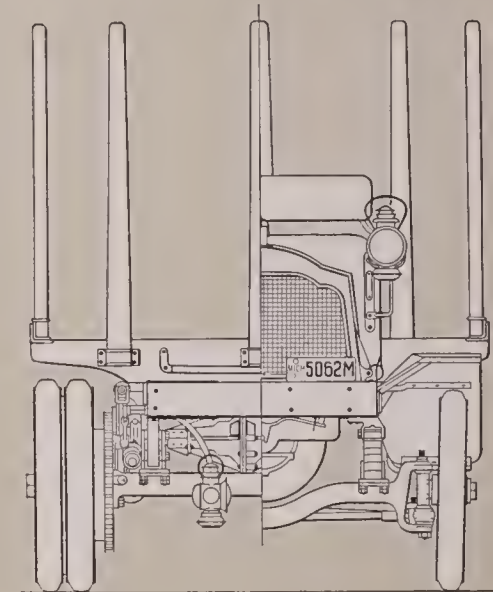
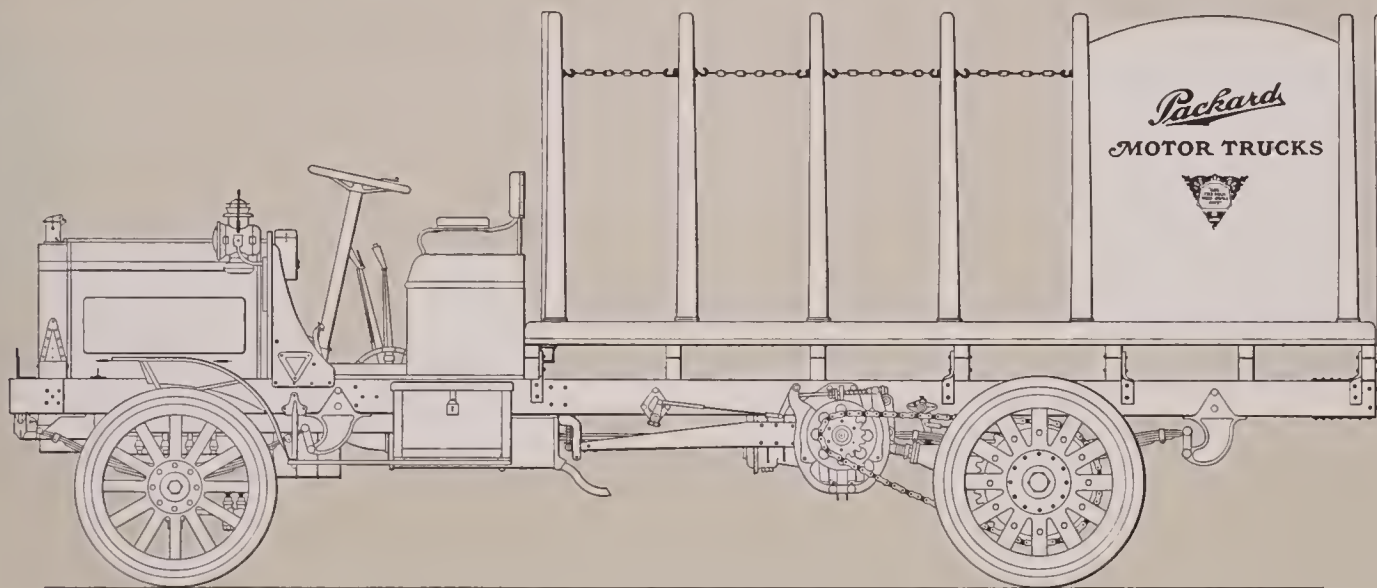
Tops: body may be equipped with either number 8200 canopy or number 158 removable canopy top.

Optional widths: dependent on traffic conditions and load to be carried.





Quickness of delivery is often the deciding factor  
when retail grocers are ordering



Wheel base, 12 feet; body length back of seat, 12 feet 1 inch

### Packard 3-Ton Truck with Body No. 175

LENGTHS	Short chassis 10' 6" Wheel base			Standard chassis 12' 0" Wheel base			Long chassis 14' 0" Wheel base			WIDTHS	Any chassis and body length	HEIGHTS Without load		Any chassis and body length		
	Body length			Body length			Body length					Chassis, overall	Body, overall		Body floor at rear	Clear body height with 158 top, at lowest point
	Minimum	Standard	Maximum	Minimum	Standard	Maximum	Minimum	Standard	Maximum							
Clear body	8'8"	8'8"	10'2"	10'2"	11'8"	13'7"	13'7"	15' 1/2"	17'2"	6'8 1/2"	Truck, overall	8' 4"				
Body, back of seat	9'1"	9'1"	10'7"	10'7"	12'1"	14'0"	14'0"	15' 5 1/2"	17'7"	6'8"	Truck, with 8200 top	8' 6"				
Truck, overall	16'7"	16'7"	18'1"	18'1"	19'7"	21'6"	21'6"	22'11 1/2"	25'1"	6'0"	Truck, with 158 top	10' 0"				
											Body floor at rear	3'10"				
											Clear body height with 158 top, at lowest point	5' 6"				

Chain connected removable stake body.

Load capacity: 6000 pounds.

Stakes: height, standard, four feet six inches; optional up to five feet. Number and spacing of side stakes dependent on length of body. Three removable stakes without chains, at front and at rear. Side stakes connected near top with single chains except those connected by signboard.

Signboard: clear length, standard, three feet six inches; optional any practical length.

Tops: body may be equipped with either number 8200 canopy or number 158 removable canopy top.

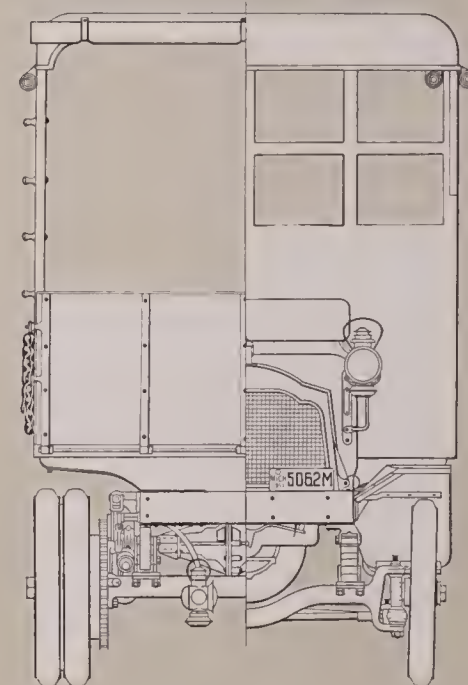
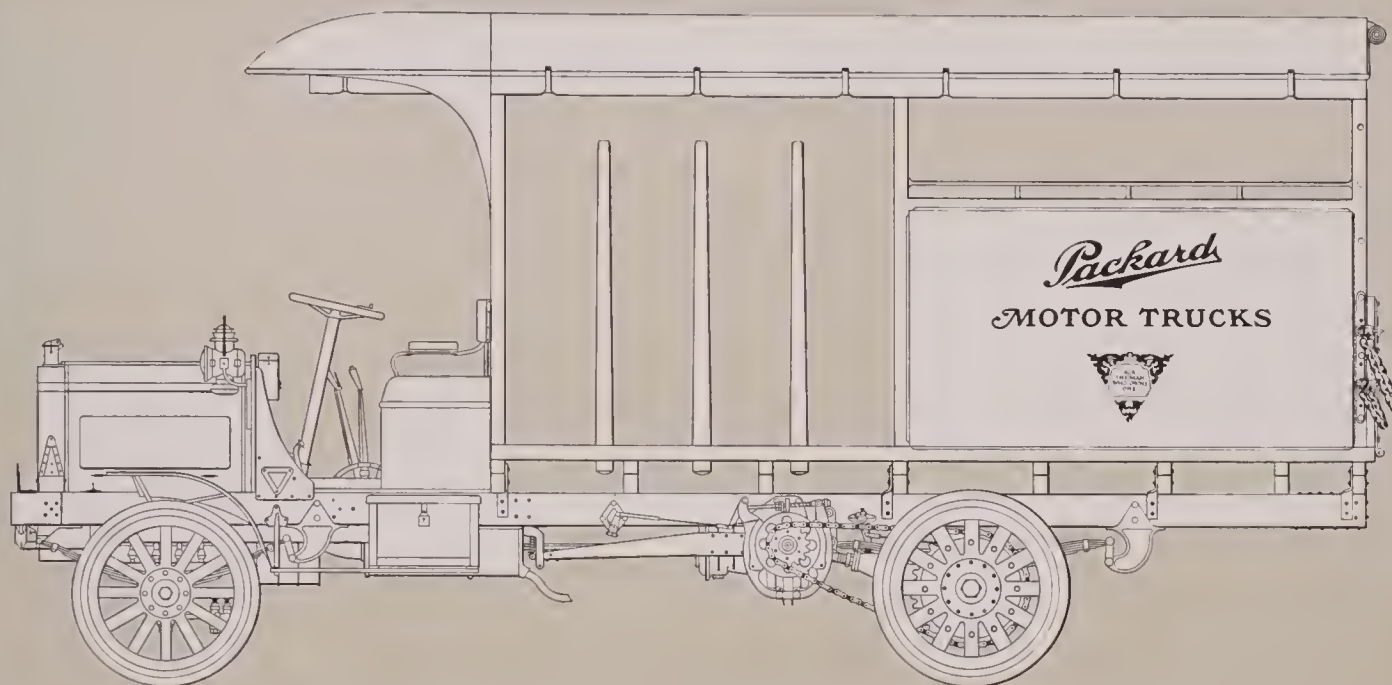
Optional widths: dependent on traffic conditions and load to be carried.





Carpets, furniture and household furnishings to  
New York suburbanites





Wheel base, 12 feet; body length back of seat, 13 feet 10 inches

### Body PH 31 Designed to Fit Packard 3-Ton Truck Chassis

Name of builder on request

LENGTHS	Short chassis 10' 6" Wheel base			Standard chassis 12' 0" Wheel base			Long chassis 14' 0" Wheel base			WIDTHS	Any chassis and body length	HEIGHTS Without load	Any chassis and body length
	Body length			Body length			Body length						
	Minimum	Normal	Maximum	Minimum	Normal	Maximum	Minimum	Normal	Maximum				
Clear body	8'9"	8'9"	10' 3"	10' 3"	13' 6"	13'8"	13'8"	15'1 $\frac{1}{2}$ "	17' 3"	Chassis, overall	6'8 $\frac{1}{2}$ "	Truck, overall Body floor at rear Clear body height at lowest point	10' 8" 3'10" 6' 8"
Body, back of seat	9'1"	9'1"	10' 7"	10' 7"	13'10"	14'0"	14'0"	15'5 $\frac{1}{2}$ "	17' 7"	Body, overall	6'6"		
Truck, overall	16'4"	16'4"	17'10"	17'10"	21' 1"	21'3"	21'3"	22'8 $\frac{1}{2}$ "	24'10"	Body, clear	6'2"		

Combination panel and stake truck with integral top.

Load capacity: 6000 pounds.

Front end, sides and rear: front end, plain with windows back of seat. Each side has three removable stakes with wide signboard at rear. Tie rail above signboard. Hinged tail gate, two feet six inches high, with double supporting chains.

Top: roof made of slats covered with waterproof canvas and supported by posts built integral with platform. Rolling side and rear curtains and rolling storm front with large celluloid windows.

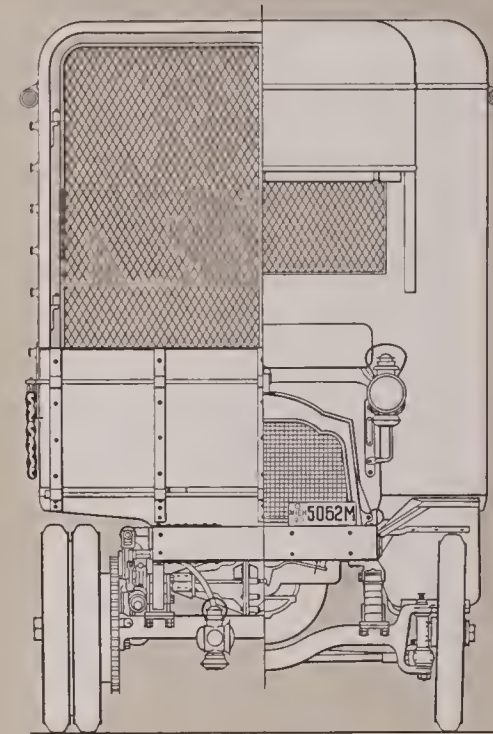
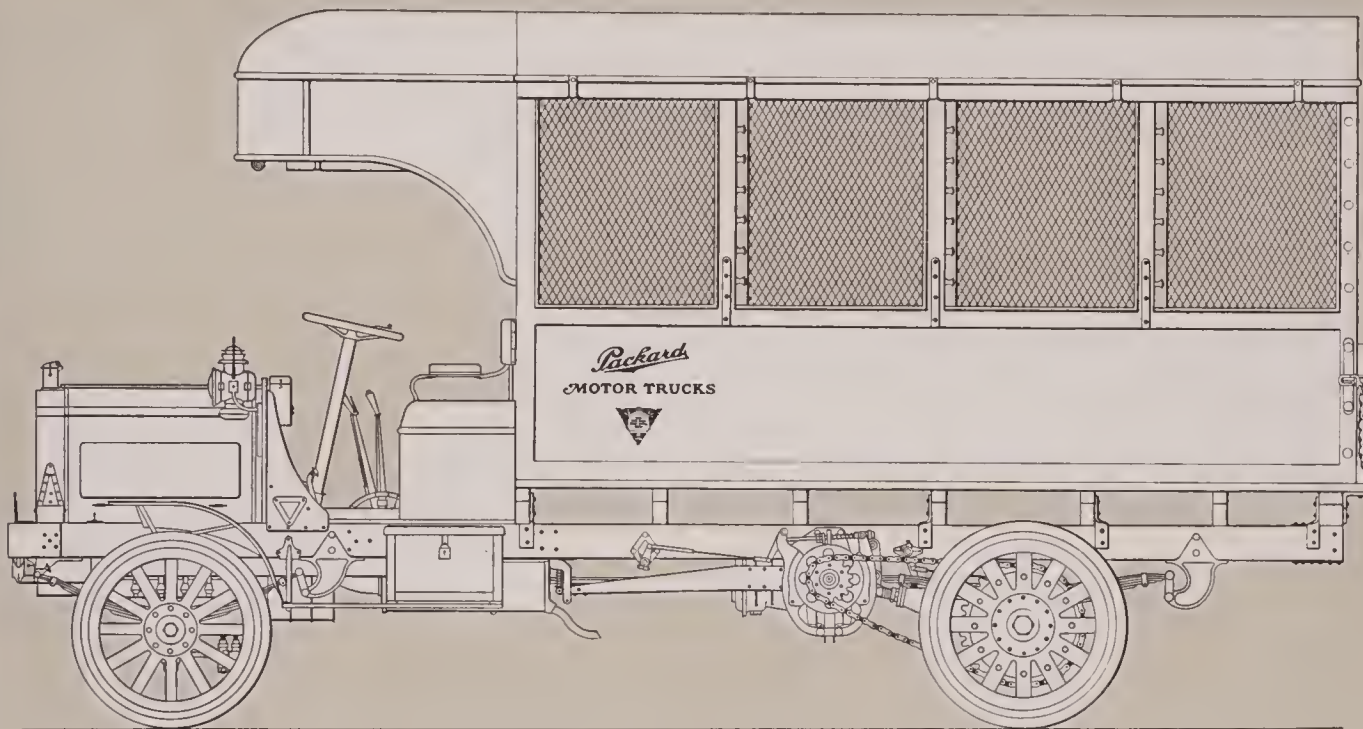
Variations of body lengths, widths and heights: dependent on traffic conditions and load to be carried.





Furniture delivery during the day, package delivery  
with "nest" bodies at night





Wheel base, 12 feet; body length back of seat, 12 feet 4 inches

### Body PH 1 Designed to Fit Packard 3-Ton Truck Chassis

Name of builder on request

LENGTHS	Standard chassis	WIDTHS	Any chassis and	HEIGHTS	Any chassis and
	12' 0" Wheel base		body length	Without load	body length
Clear body	12' 0"	Chassis, overall	6' 8 1/2"	Truck, overall	10' 9"
Body, back of seat	12' 4"	Body, overall	6' 6"	Body floor at rear	3' 10"
Truck, overall	19' 7"	Body, clear	6' 2"	Clear body height at lowest point	6' 9"

Box body with integral top and mesh wire sides and ends. Suitable for use with "nest" loading body, illustrated on page 61.

Load capacity: 6000 pounds.

Front end, sides and rear: height of paneled section about two feet. Sides and front end built integral with platform. From panels to top fitted with non-removable wire mesh screens. Rear fitted with wire mesh doors, full length. Hinged

tail gate paneled and with leather-covered supporting chains.

Top: roof made of slats covered with waterproof canvas and supported by posts built integral with platform. Loading space over seat. Rolling side curtains and rolling storm front with large celluloid windows.

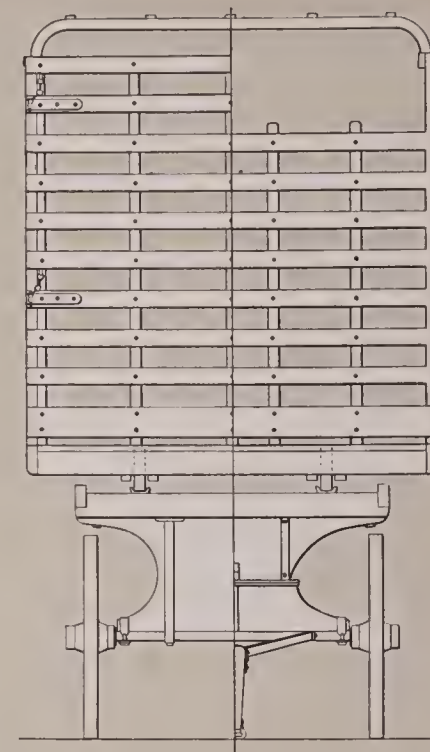
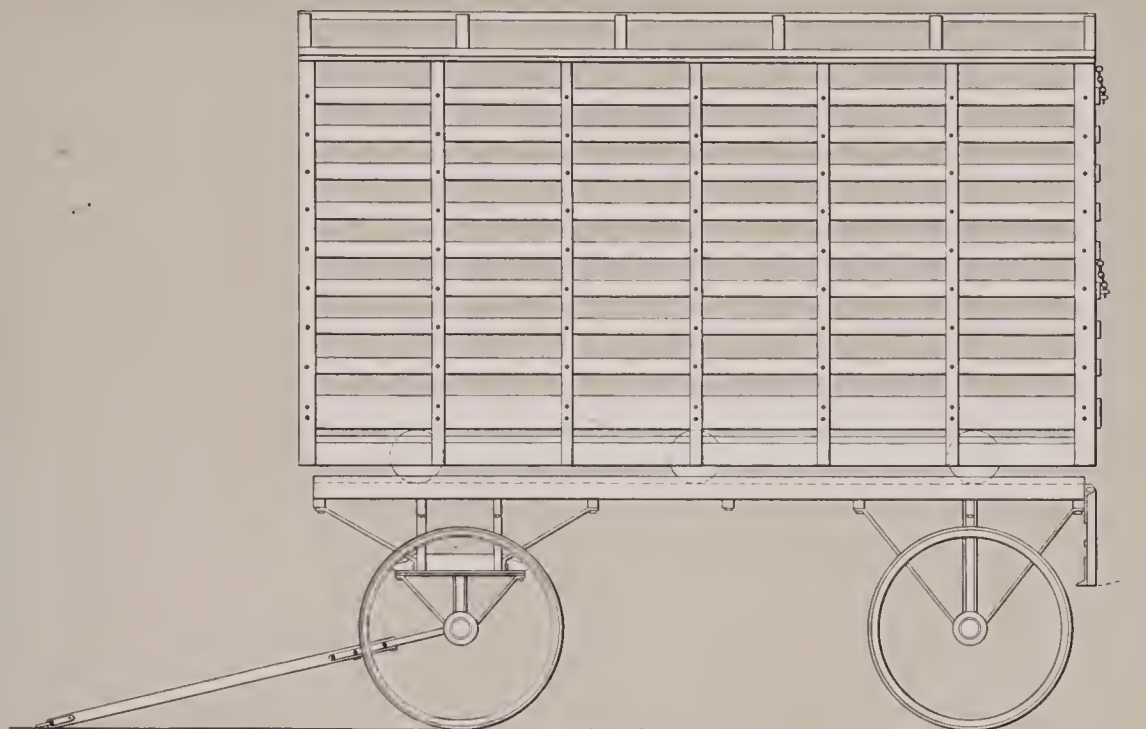
Variations of body lengths, widths and heights: dependent on traffic conditions and load to be carried.





Deliveries from main warehouse to branch stores in all parts of Chicago





"Nest" body PH 1 1/2

"Nest" Body PH 1 1/2 to Fit Motor Truck Body PH 1

Name of builder on request

LENGTHS	To fit body PH 1 on Standard chassis 12' 0" wheel base	WIDTHS	Any chassis and body length	HEIGHTS Without load	Any chassis and body length
Clear body Floor truck, overall	11' 6" 11' 10"	Body, overall Body, clear	6' 1" 5' 10"	Floor truck, overall Floor truck platform Nest body floor Clear body height at lowest point	10' 9" 3' 8" 4' 5" 6' 0"

"Nest" body on floor truck. Designed to facilitate loading and unloading of motor truck.

Body: slatted sides, ends and top. Rear end entirely removable and held in place with staples. Six roller-bearing wheels to fit channels in floor of motor truck body.

Floor truck: strong but simple construction. Height, approximately same as height of truck body floor. Hinged channel section at front end to compensate for varying heights of truck floor due to uneven streets.

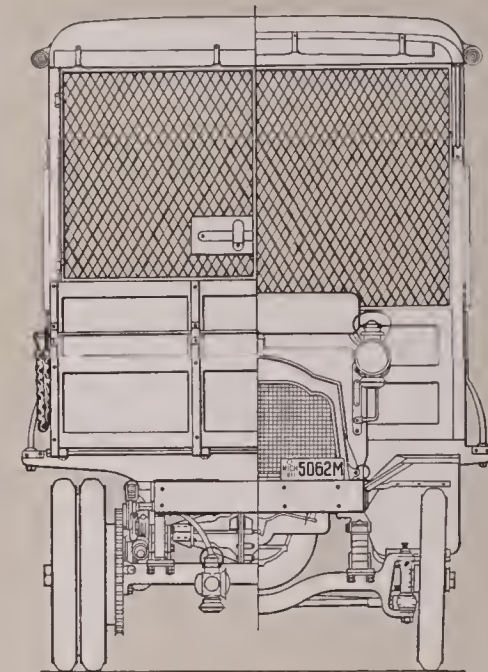
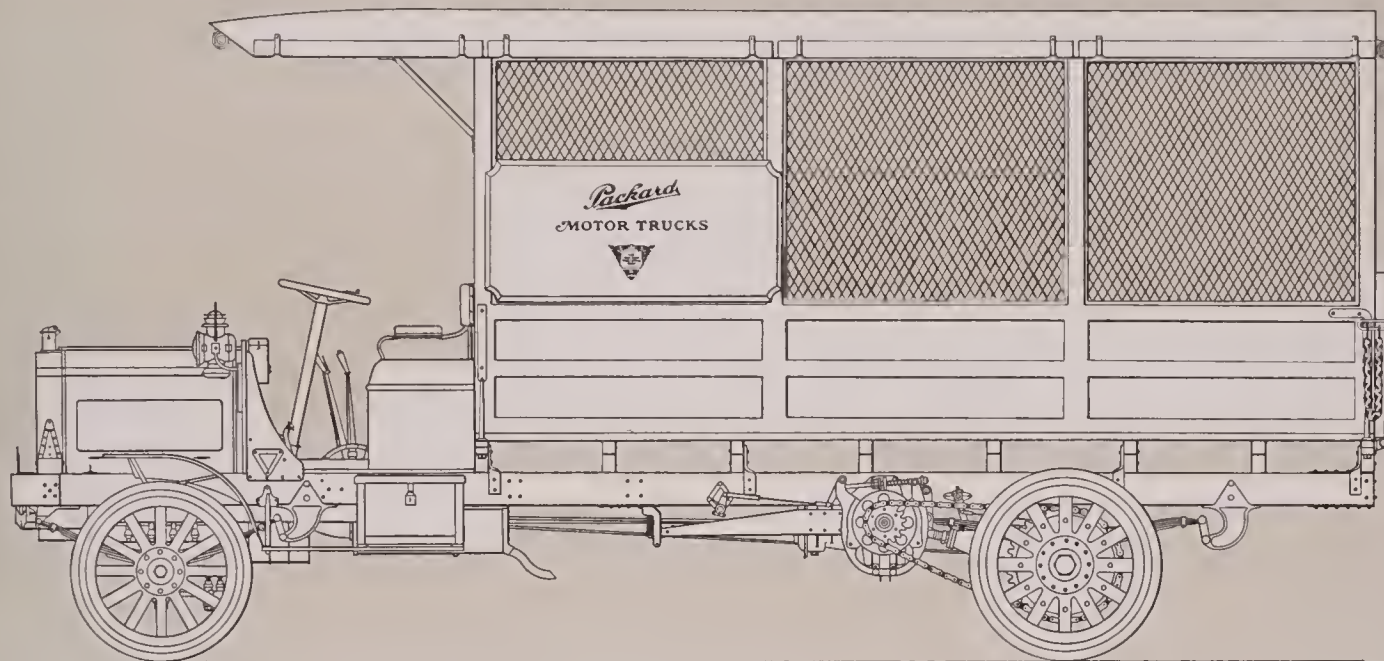
Variations of body lengths, widths and heights: dependent on traffic conditions and load to be carried.





Packard trucks are housed and cared for by Marshall Field & Co. in their specially equipped building





Wheel base, 14 feet; body length back of seat, 14 feet

### Packard 3-Ton Truck with Body No. 171

LENGTHS	Short chassis 10' 6" Wheel base			Standard chassis 12' 0" Wheel base			Long chassis 14' 0" Wheel base			WIDTHS	Any chassis and body length	HEIGHTS		Any chassis and body length
	Body length			Body length			Body length					Without load		
	Minimum	Standard	Maximum	Minimum	Standard	Maximum	Minimum	Standard	Maximum			Chassis, overall	Truck, overall	
Clear body	8' 11"	8' 11"	10' 5"	10' 5"	11' 11"	13' 10"	13' 10"	15' 3 1/2"	17' 5"	6' 8 1/2"	3' 10"	5' 6"		
Body, back of seat	9' 1"	9' 1"	10' 7"	10' 7"	12' 1"	14' 0"	14' 0"	15' 5 1/2"	17' 7"	7' 2"				
Truck, overall	16' 8"	16' 8"	18' 2"	18' 2"	19' 8"	21' 7"	21' 7"	23' 1 1/2"	25' 2"	6' 0"				

Paneled box body with integral top and mesh wire sides and ends.

Load capacity: 6000 pounds.

Front end, sides and rear: height of paneled section, standard, two feet; optional up to two feet. Sides and front end built integral with platform. From panels to top fitted with non-removable wire mesh screens. Rear fitted with wire mesh doors from gate to top.

Hinged tail gate with leather-covered supporting chains.

Top: roof made of slats covered with waterproof canvas and supported by posts built integral with platform. Rolling side and rear curtains and rolling storm front with large celluloid windows. Number 8200 canopy top may be substituted for extension of roof over seat.

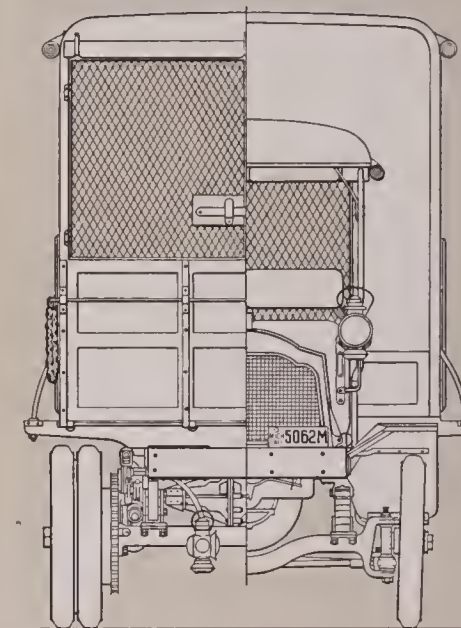

Optional widths: dependent on traffic conditions and load to be carried





Round trips daily between the North Bergen, N. J.,  
silk mills and the New York store





Wheel base, 14 feet; body length back of seat, 15 feet 5½ inches; number 8200 canopy top

### Packard 3-Ton Truck with Body No. 171

LENGTHS	Short chassis 10' 6" wheel base			Standard chassis 12' 0" wheel base			Long chassis 14' 0" wheel base			WIDTHS	Any chassis and body length	HEIGHTS		Any chassis and body length	
	Body length			Body length			Body length					Chassis, overall	Truck, overall		Truck, with 8200 top
	Minimum	Standard	Maximum	Minimum	Standard	Maximum	Minimum	Standard	Maximum						
Clear body	8' 11"	8' 11"	10' 5"	10' 5"	11' 11"	13' 10"	13' 10"	15' 3½"	17' 5"	6' 8½"	Clear body height at lowest point	3' 10"			
Body, back of seat	9' 1"	9' 1"	10' 7"	10' 7"	12' 1"	14' 0"	14' 0"	15' 5½"	17' 7"	7' 2"					
Truck, overall	16' 8"	16' 8"	18' 2"	18' 2"	19' 8"	21' 7"	21' 7"	23' ½"	25' 2"	6' 0"		5' 6"			

Paneled box body with integral top and wire mesh sides and ends.

Load capacity: 6000 pounds.

Front end, sides and rear: height of paneled section, standard, two feet; optional up to two feet. Sides and front end built integral with platform. From panels to top fitted with non-removable wire mesh screens. Rear fitted with wire mesh doors from gate to top.

Hinged tail gate with leather-covered supporting chains.

Top: roof made of slats covered with waterproof canvas and supported by posts built integral with platform. Rolling side and rear curtains and rolling storm front with large celluloid windows. Number 8200 canopy top may be substituted for extension of roof over seat.

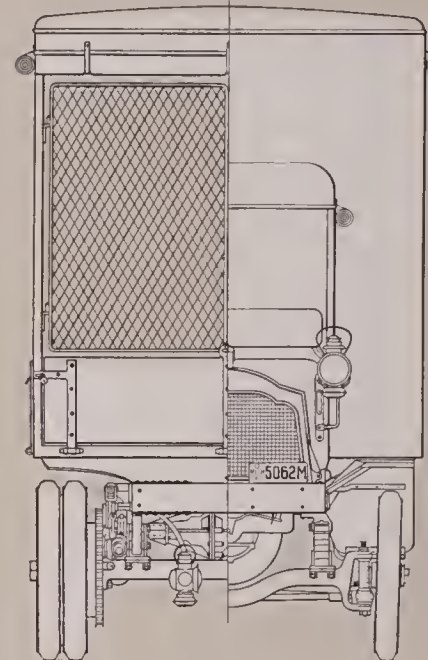
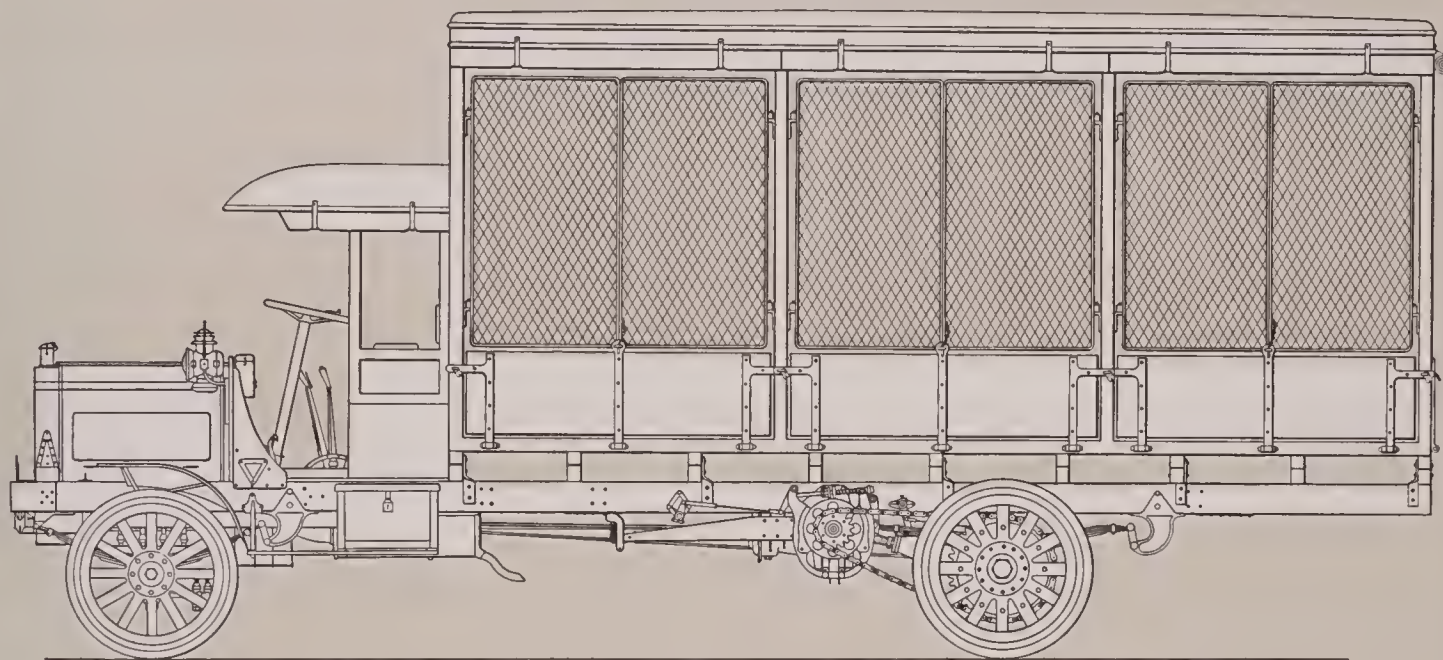
Optional widths: dependent on traffic conditions and load to be carried.





Quick delivery service via Packard trucks, distributing stations and light delivery wagons





Wheel base, 14 feet; body length back of seat, 16 feet 4 inches

### Body PH 18 Designed to Fit Packard 3-Ton Truck Chassis

Name of builder on request

LENGTHS	Long chassis 14' 0" Wheel base	WIDTHS	Any chassis and body length	HEIGHTS Without load	Any chassis and body length
Clear body	16' 0"	Chassis, overall	6' 8 1/2"	Truck, overall	11' 0"
Body, back of seat	16' 4"	Body, overall	6' 10"	Body floor at rear	3' 10"
Truck, overall	23' 7"	Body, clear	6' 6"	Clear body height at lowest point	6' 9"

Hinged side gate body with integral top and wire mesh sides and rear end. Accommodates three loading units for transfer to other vehicles.

Load capacity: 6000 pounds.

Front end, sides and rear: front end, plain. Sides have three hinged gates with double wire mesh doors above, permitting entrance from either side of loading units which may be packed for different routes, carried by truck to distribu-

ting station and there transferred to light delivery vehicles. Hinged tail gate at rear with wire doors above.

Top: roof made of slats covered with waterproof canvas and supported by posts built integral with platform. Rolling side and rear curtains and rolling storm front with large celluloid windows.

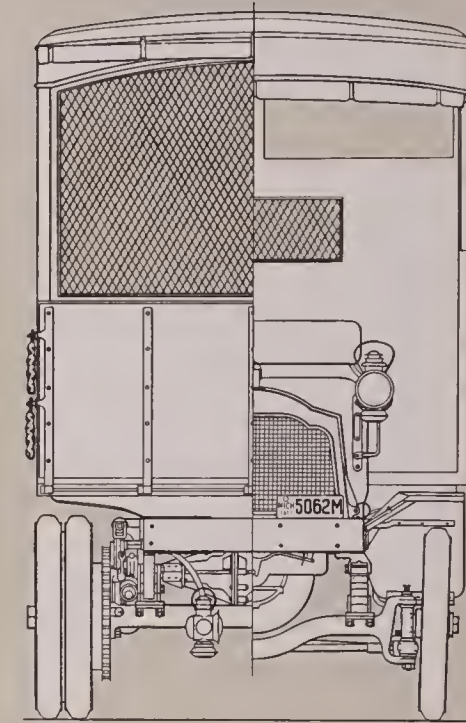
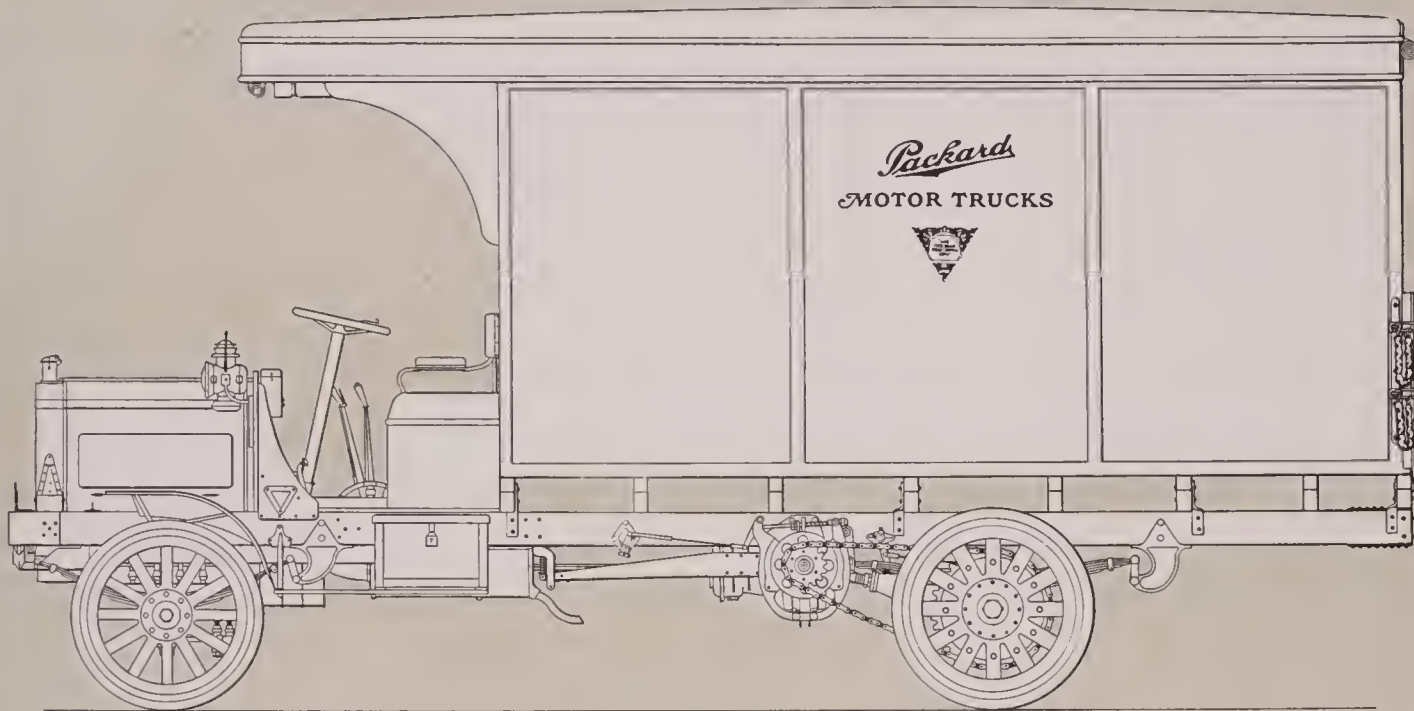
Variation of body lengths, widths and heights: dependent on traffic conditions and load to be carried.





Heavy loads of stained glass, furniture, carpets,  
draperies and interior decorations





Wheel base, 12 feet; body length back of seat, 13 feet 6 inches

**Body PH 24 Designed to Fit Packard 3-Ton Truck Chassis**  
Name of builder on request

LENGTHS	Standard chassis 12' 0" Wheel base		Long chassis 14' 0" Wheel base		WIDTHS	Any chassis and body length	HEIGHTS Without load	Any chassis and body length
	Body length		Body length					
	Minimum	Maximum	Minimum	Maximum				
Clear body	13'2"	13'8"	13'8"	15'1 $\frac{1}{2}$ "	Chassis, overall	6'8 $\frac{1}{2}$ "	Truck, overall	10'11"
Body, back of seat	13'6"	14'0"	14'0"	15'5 $\frac{1}{2}$ "	Body, overall	6'6"	Body floor at rear	3' 9"
Truck, overall	20'9"	21'3"	21'3"	22'8 $\frac{1}{2}$ "	Body, clear	6'2"	Clear body height at lowest point	6' 8"

Fully enclosed body. Load capacity: 6000 pounds.

Front end, sides and top built integral with platform.  
Hinged tail gate with leather-covered supporting chains.  
Double wire mesh doors above tail gate.

Rolling curtain at rear and rolling storm curtain with large celluloid windows.

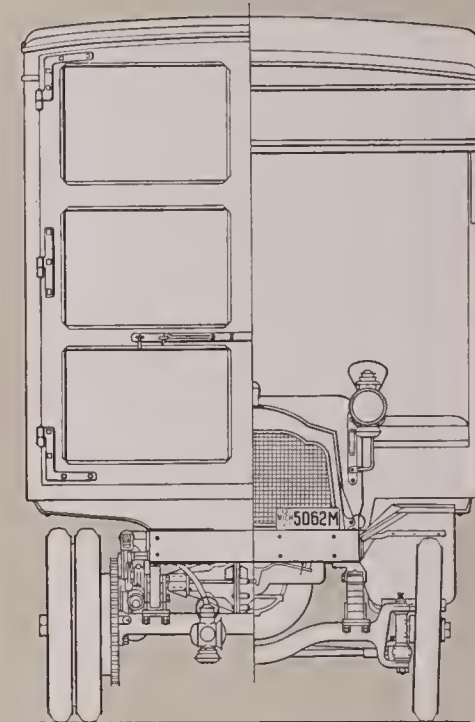
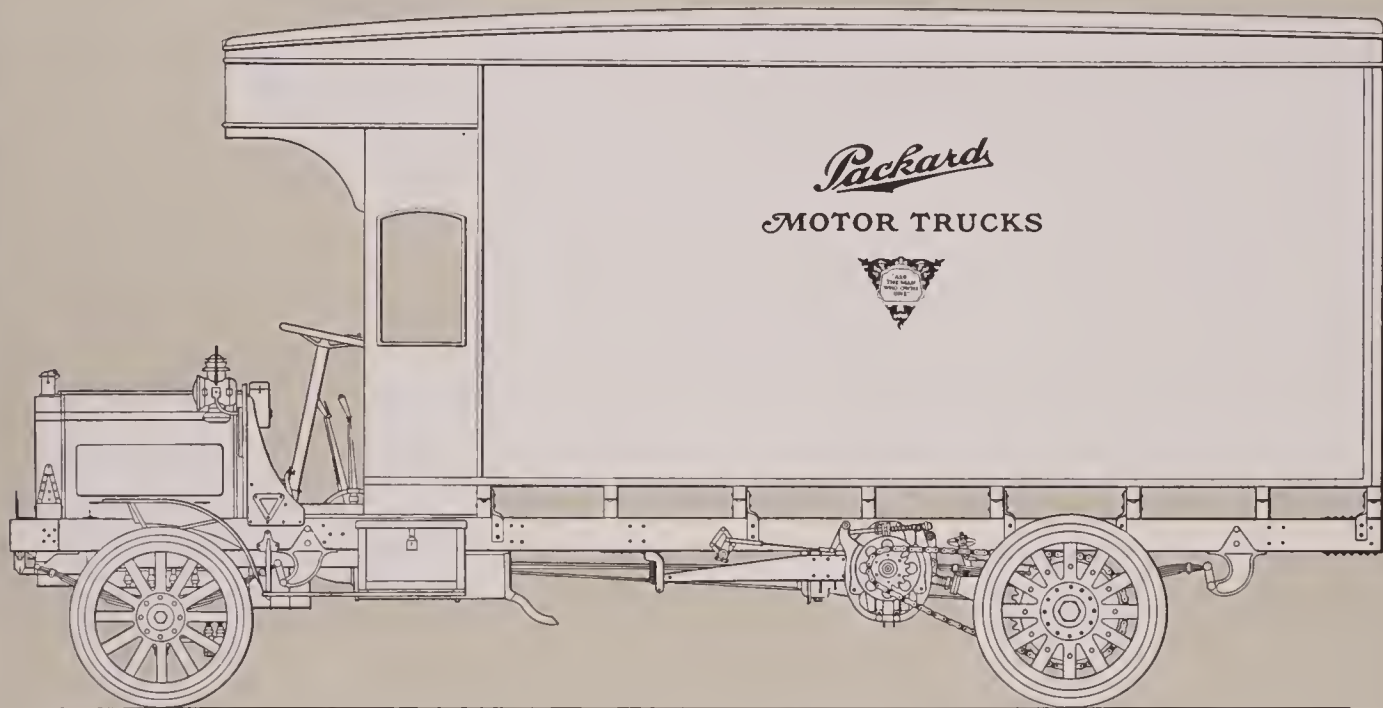
Variations of body lengths, widths and heights: dependent on traffic conditions and load to be carried.





Seven pianos is the regular load. Several crews are displaced





Wheel base, 14 feet; body length back of seat, 15 feet

**Body PH 36 Designed to fit Packard 3-Ton Truck Chassis**  
Name of builder on request

LENGTHS	Standard chassis 12' 0" Wheel base		Long chassis 14' 0" Wheel base		WIDTHS	Any chassis and body length	HEIGHTS Without load		Any chassis and body length	
	Body length		Body length				Chassis, overall	Truck, overall		Body floor at rear
	Minimum	Maximum	Minimum	Maximum						
Clear body	11'9"	13'8"	13'8"	14'8"		6'8 $\frac{1}{2}$ "	11'6"			
Body, back of seat	12'1"	14'0"	14'0"	15'0"		7'0"	3'9"			
Truck, overall	19'4"	21'3"	21'3"	22'3"		6'7"	7'3"			

Fully enclosed body. Load capacity: 6000 pounds.

Sides, front end and top built integral with platform. Double doors full length at rear. Front seat integral with body and allows space for three men besides driver. May

be equipped with channels for receiving "nest" body.

Rolling storm front with large celluloid windows.

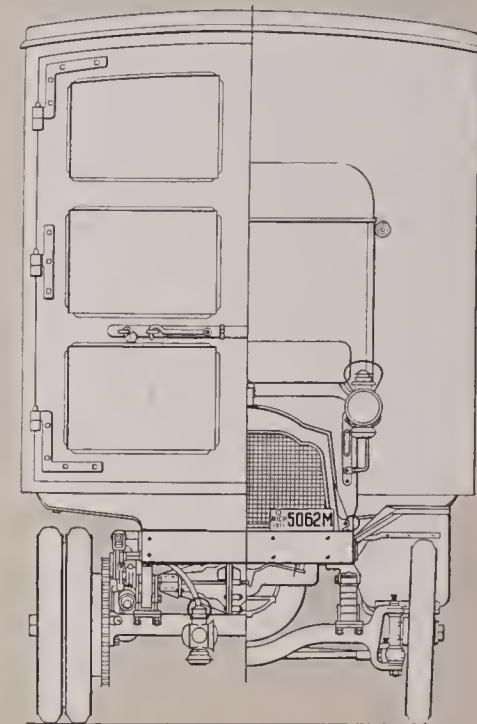
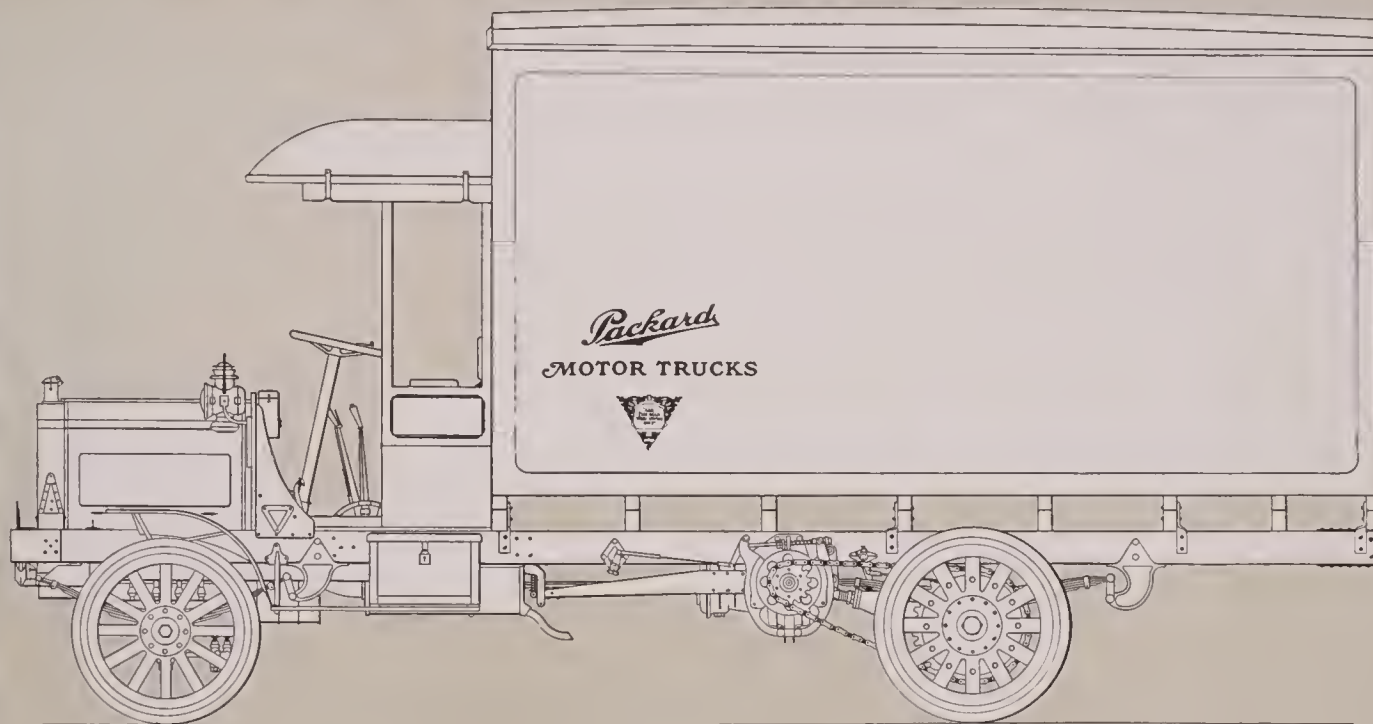
Variations of body lengths, widths and heights: dependent on traffic conditions and load to be carried.





Moving household goods between Brooklyn and surrounding towns





Wheel base, 12 feet; body length back of seat, 13 feet 10 inches

**Body PH 11 Designed to fit Packard 3-Ton Truck Chassis**  
Name of builder on request

LENGTHS	Standard chassis 12' 0" Wheel base		Long chassis 14' 0" Wheel base		WIDTHS	Any chassis and body length	HEIGHTS Without load	Any chassis and body length
	Body length		Body length					
	Minimum	Maximum	Minimum	Maximum	Chassis, overall	6'8 $\frac{1}{2}$ "	Truck, overall	11'3"
Clear body	13' 6"	13'8"	13'8"	15'11 $\frac{1}{2}$ "	Body, overall	7'2"	Body floor at rear	3'9"
Body, back of seat	13'10"	14'0"	14'0"	15'5 $\frac{1}{2}$ "	Body, clear	6'9"	Clear body height at lowest point	7'0"
Truck, overall	21' 1"	21'3"	21'3"	22'8 $\frac{1}{2}$ "				

Fully enclosed body. Load capacity: 6000 pounds.

Sides, front end and top built integral with platform. Double doors full length at rear. Front seat may be arranged to carry two or three men besides driver. Body

may be equipped with channels for receiving "nest" body.

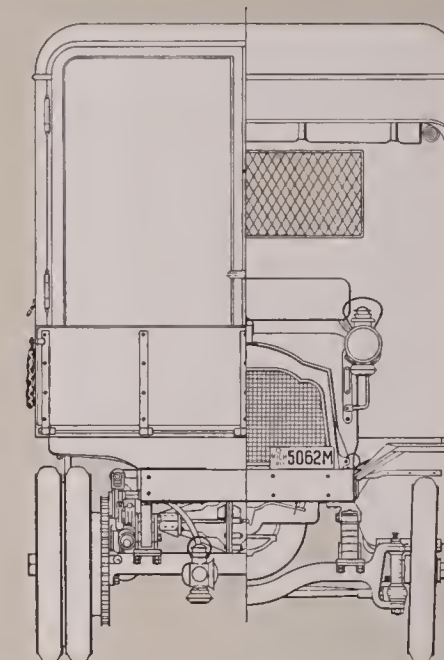
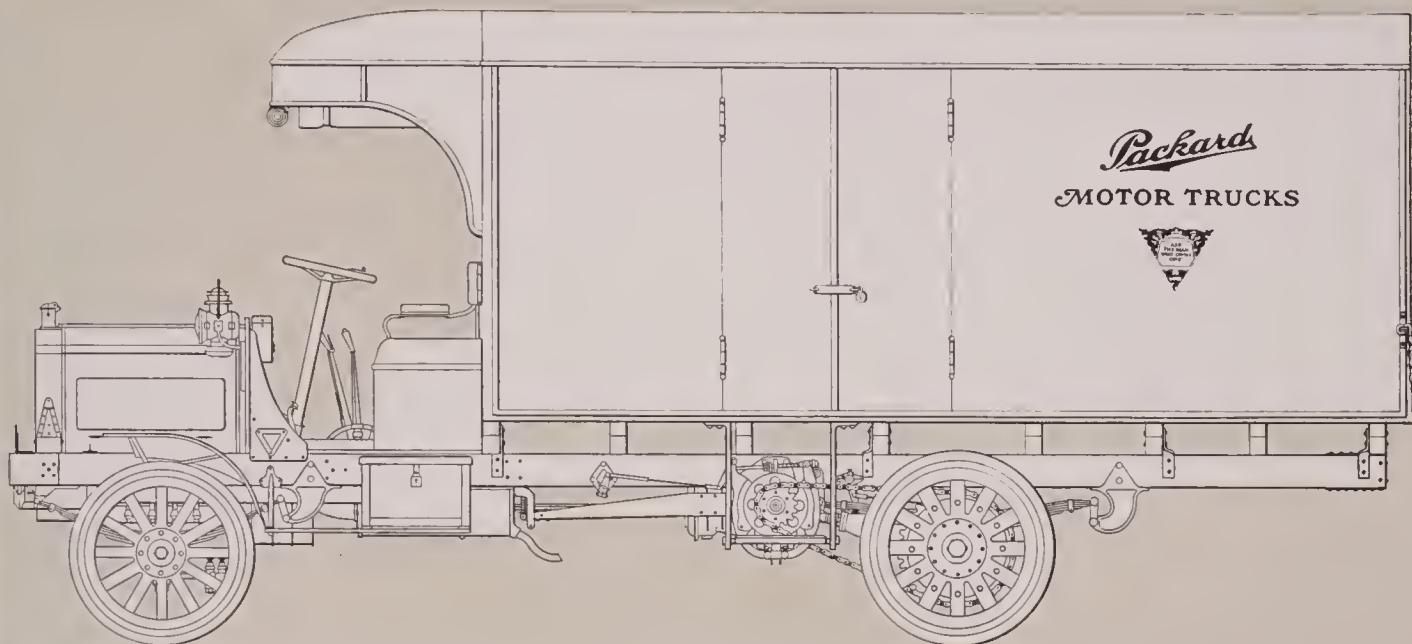
Rolling storm front with large celluloid windows.

Variations of body lengths, widths and heights: dependent on traffic conditions and load to be carried.





Delivering bread from bakery to retail branches,  
thirty-two baskets to the load



Wheel base, 12 feet; body length back of seat, 14 feet 5 inches

### Body PH 15 Designed to Fit Packard 3-Ton Truck Chassis

Name of builder on request

LENGTHS	Standard chassis 12' 0" Wheel base	Long chassis 14' 0" Wheel base		WIDTHS	Any chassis and body length	HEIGHTS Without load	Any chassis and body length
	Body length Only practical length	Body length					
		Minimum	Maximum	Chassis, overall	6'8½"	Truck, overall	11'0"
Clear body	14'0"	14'0"	15' ½"	Body, overall	6'6"	Body floor at rear	3'9"
Body, back of seat	14'5"	14'5"	15'5½"	Body, clear	6'2"	Clear body height at lowest point	6'9"
Truck, overall	21'8"	21'8"	22'8½"				

Fully enclosed body with doors at both sides and at rear and full length shelf partition.

Load capacity: 6000 pounds.

Double doors, full length at sides and rear. Hinged tail gate back of doors for use as platform when loading. Folding

steps at both sides. Shelf partition permits double row of baskets.

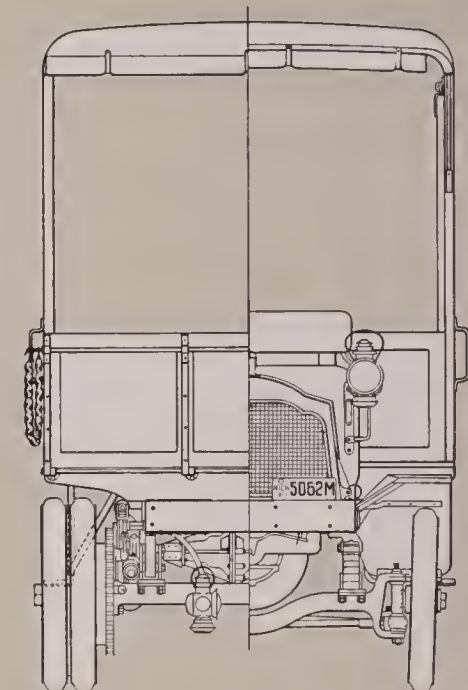
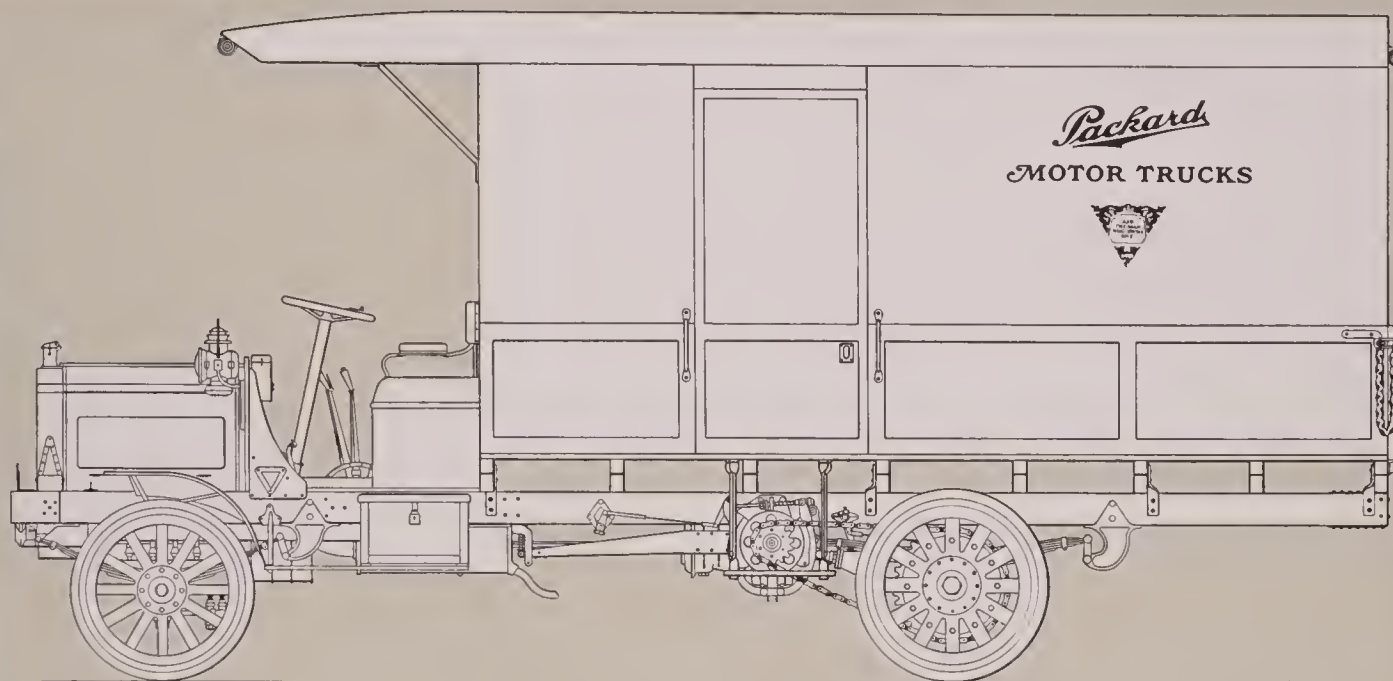
Rolling storm front with large celluloid windows.

Variations of body lengths, widths and heights: dependent on traffic conditions and load to be carried.





Milk in cased bottles and in cans is delivered to large city users



Wheel base, 12 feet; body length back of seat, 14 feet

### Packard 3-Ton Truck with Body No. 200

LENGTHS	Short chassis 10' 6" Wheel base			Standard chassis 12' 0" Wheel base			Long chassis 14' 0" Wheel base			WIDTHS	Any chassis and body length	HEIGHTS		Any chassis and body length
	Body length			Body length			Body length					Without load		
	Minimum	Standard	Maximum	Minimum	Standard	Maximum	Minimum	Standard	Maximum			Chassis, overall	Truck, overall	
Clear body	8' 11"	8' 11"	10' 5"	10' 5"	11' 11"	13' 10"	13' 10"	15' 3 1/2"	17' 5"	6' 8 1/2"	Body floor at rear	10' 0"		
Body, back of seat	9' 1"	9' 1"	10' 7"	10' 7"	12' 1"	14' 0"	14' 0"	15' 5 1/2"	17' 7"	6' 10"	Clear body height at lowest point	3' 10"		
Truck, overall	16' 8"	16' 8"	18' 2"	18' 2"	19' 8"	21' 7"	21' 7"	23' 1/2"	25' 2"	6' 0"		5' 6"		

Fully enclosed body with canvas-covered sides and sliding side doors. Load capacity: 6000 pounds.

Front end, sides and rear: height of paneled section, standard, two feet; optional up to two feet. Front end and sides built integral with platform. From panels to roof made of slats covered with waterproof canvas. Sliding door on each side, giving two feet eight-inch opening. Step board under each door. Rolling curtains at rear.

Hinged tail gate with leather-covered supporting chains.

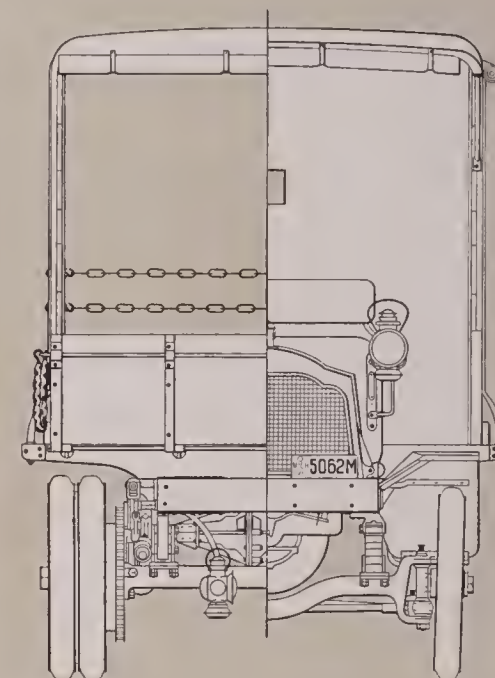
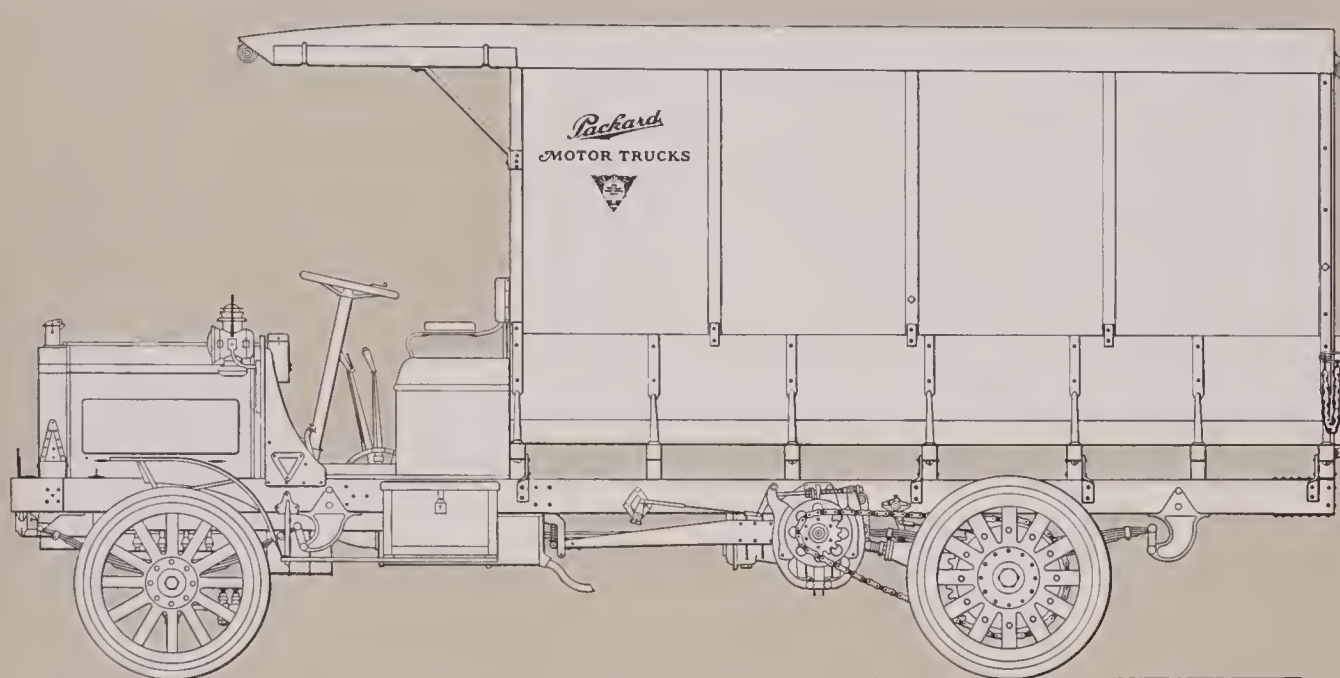
Tops: roof made of slats covered with waterproof canvas and supported by posts built integral with platform. Rolling storm front with large celluloid windows. Standard number 8200 canopy top may be substituted for extension of roof over seat, in which case the front end between panels and roof and around outside of number 8200 top will be slatted and canvas covered.





The truck's ability to work long hours, when occasion demands, is valuable to brewers





Wheel base, 12 feet; body length back of seat, 12 feet 1 inch

### Packard 3-Ton Truck with Body No. 142

LENGTHS	Short chassis 10' 6" Wheel base			Standard chassis 12' 0" Wheel base			Long chassis 14' 0" Wheel base			WIDTHS	Any chassis and body length	HEIGHTS		Any chassis and body length	
	Body length			Body length			Body length					Chassis, overall	Truck, overall		10' 0"
	Minimum	Standard	Maximum	Minimum	Standard	Maximum	Minimum	Standard	Maximum						
Clear body	8'10"	8'10"	10'4"	10'4"	11'10"	13'9"	13'9"	15' 2 $\frac{1}{2}$ "	17'4"	6'8 $\frac{1}{2}$ "	Body floor at rear	8' 6"			
Body, back of seat	9' 1"	9' 1"	10'7"	10'7"	12' 1"	14'0"	14'0"	15' 5 $\frac{1}{2}$ "	17'7"		Clear body height at lowest point	3'10"			
Truck, overall	16' 7"	16' 7"	18'1"	18'1"	19' 7"	21'6"	21'6"	22'11 $\frac{1}{2}$ "	25'1"		6'0"	5' 6"			

Fully enclosed ice body. Load capacity: 6000 pounds.

Sides: to height of eighteen inches, heavy planks strongly braced to cross-sills. Above this and flush on inside with it, three-fourth inch sheathing fastened to stanchions which support top. Sheathing is carried to bend of bows. Inside of body protected by vertical iron straps and horizontal hardwood strips. Waterproof canvas on outside of stanchions. Three cross-chains with hooks connect sides of body.

Front end: construction similar to sides above planking.

Rear: hinged tail gate with leather-covered supporting chains. Height, standard, one foot six inches; optional up to two feet. Rolling curtains from top to gate.

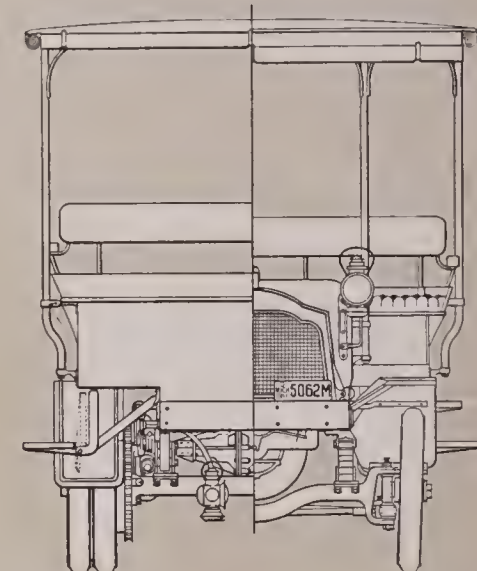
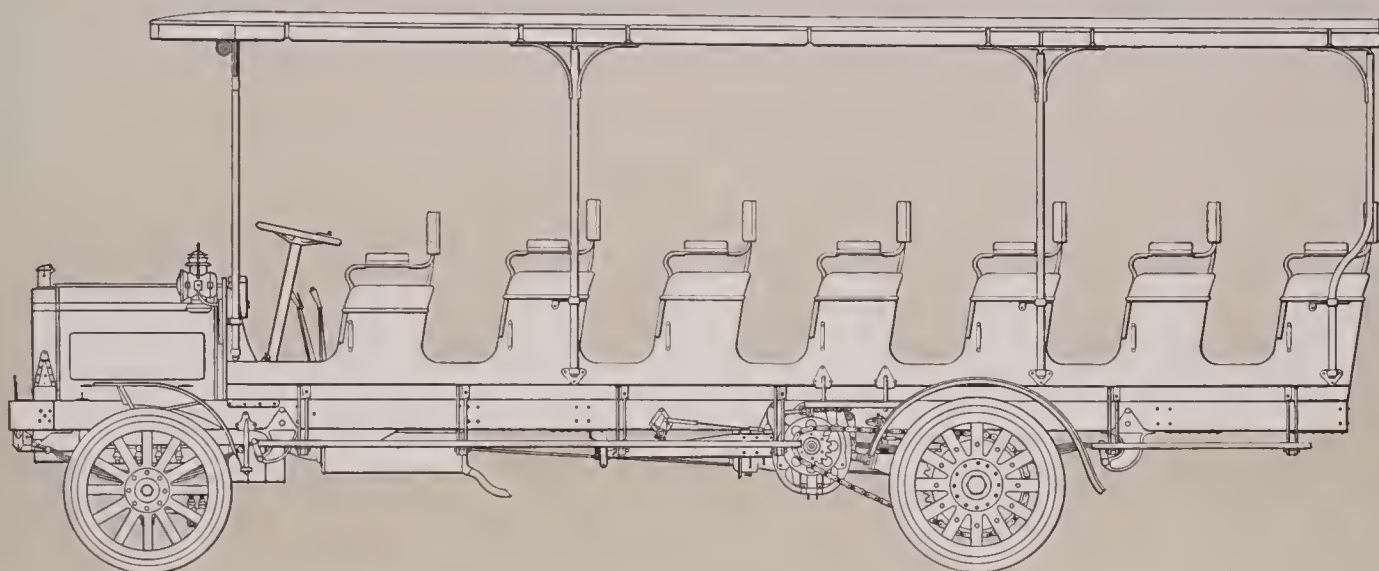
Top: roof made of slats covered with waterproof canvas. Rolling curtains at sides of seat and rolling storm front with large celluloid windows. Number 8200 canopy top may be substituted for extension of roof over seat.





Capacity, thirty-two passengers. Twenty-five miles per trip; three trips per day





Wheel base, 14 feet; frame length back of driver's seat, 15 feet 5½ inches

### Body 187 Designed to Fit Packard 3-Ton Truck Chassis

Body builders' prints on request

LENGTHS	Standard chassis 12' 0" Wheel base	Long chassis 14' 0" Wheel base	WIDTHS	Any chassis and body length	HEIGHTS Without load	Any chassis and body length
From dash to rear of frame	15' 8"	19' ½"	Chassis, overall Body, overall	6' 8½" 7' 9"	Truck, overall	9' 9"
Frame, back of driver's seat	12' 1"	15' 5½"			Body floor at rear	3' 10"
Truck, overall	20' 1½"	23' 6"			Clear body height at lowest point	5' 6"

Sight-seeing body.

Capacity: thirty-two passengers. Seven seats, each six feet eight inches wide.

Folding running board on each side.

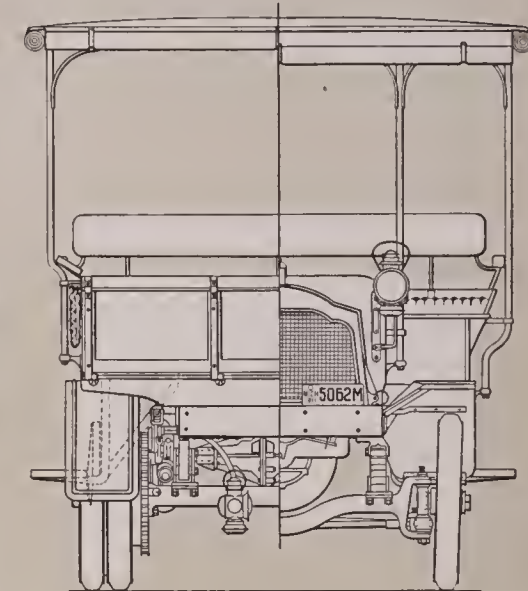
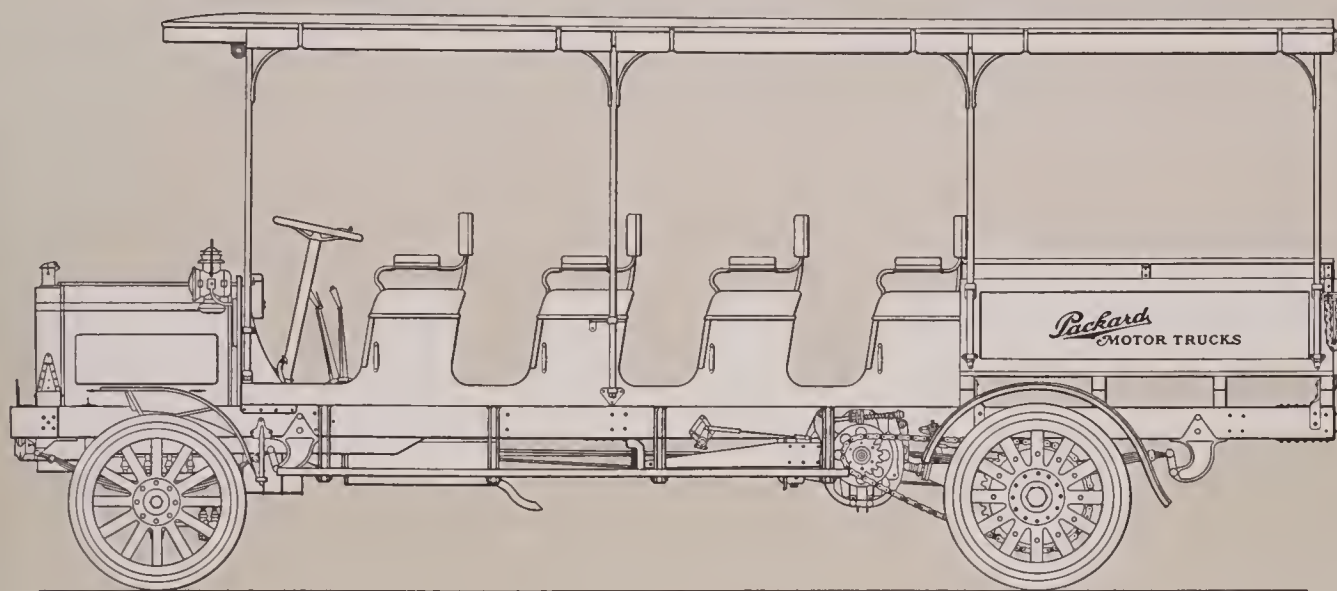
Top: roof made of wood covered with waterproof canvas and supported by metal stanchions built integral with platform. Rolling side and rear curtains and rolling storm front with large celluloid windows.





From Farmington, twelve miles to Uniontown and  
return, daily, over Pennsylvania mountains





Wheel base, 14 feet; frame length back of driver's seat, 14 feet

### Body 185 Designed to Fit Packard 3-Ton Truck Chassis

Body builders' prints on request

LENGTHS	Standard chassis 12' 0" Wheel base	Long chassis 14' 0" Wheel base	WIDTHS	Any chassis and body length	HEIGHTS Without load	Any chassis and body length
From dash to rear of frame	15' 8"	17' 7"	Chassis, overall	6' 8 1/2"	Truck, overall	9' 9"
Frame, back of driver's seat	12' 1"	14' 0"	Body, overall	8' 2"	Body floor at rear	3' 10"
Truck, overall	19' 7"	21' 6"	Clear width of freight compartment	6' 0"	Clear body height at lowest point	5' 6"

Combination passenger and freight body.

Capacity: fourteen passengers. Four seats, each six feet four inches wide.

Freight compartment has paneled sides and wing boards. Hinged tail gate with leather-covered supporting chains.

Folding running board on each side.

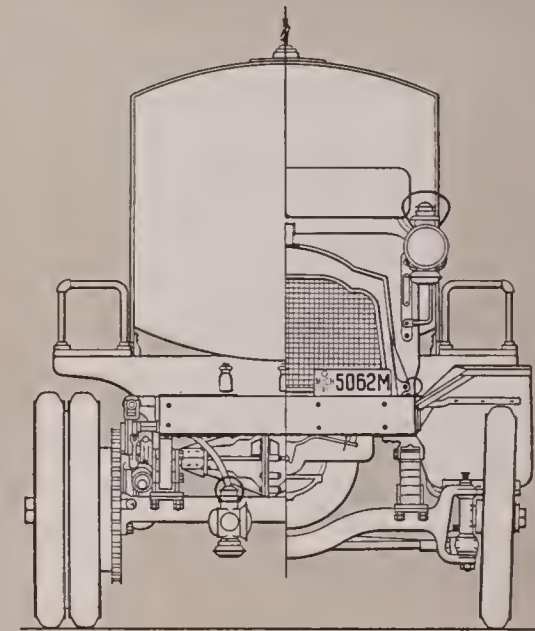
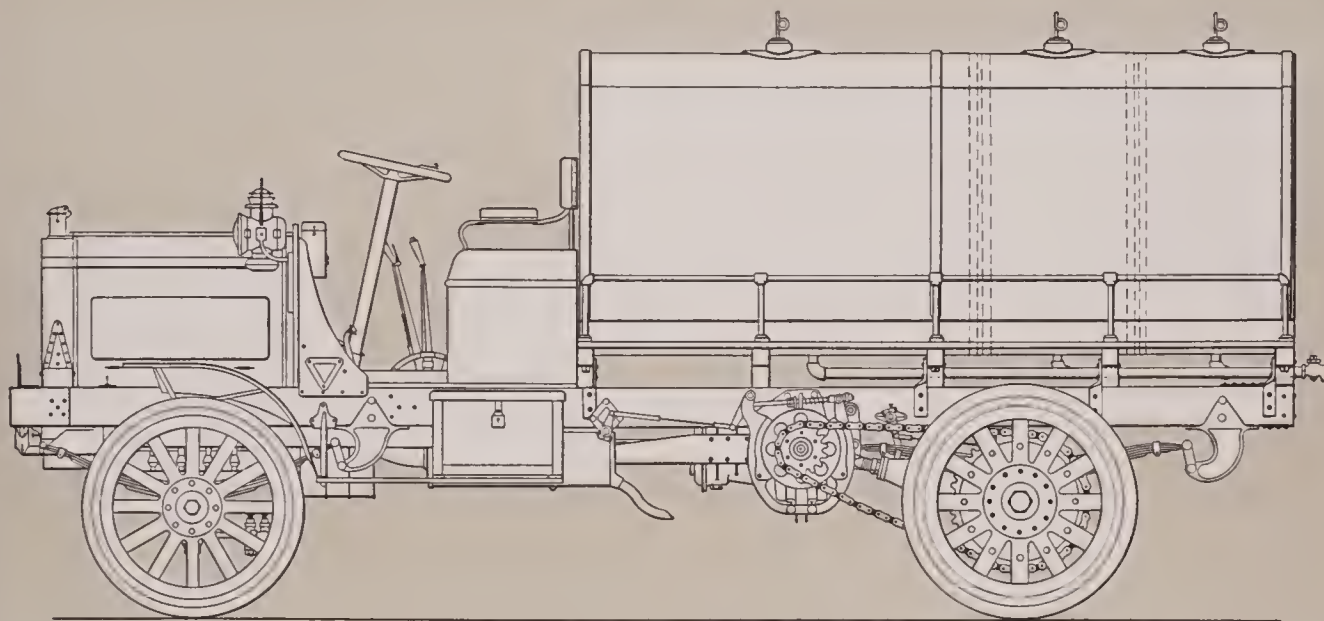
Top: roof made of slats covered with waterproof canvas and supported by metal stanchions built integral with body. Rolling side and rear curtains and rolling storm front with large celluloid windows.

Variations of this body: dependent on traffic conditions and nature of service required.





Gasoline delivery to country storekeepers in Los Angeles County, California



Wheel base, 10 feet 6 inches; frame length back of seat, 9 feet 1 inch

### Body 198 Designed to Fit Packard 3-Ton Truck Chassis

Body builders' prints on request

LENGTHS	Short chassis 10' 6" Wheel base	WIDTHS	Any chassis and body length	HEIGHTS Without load	Any chassis and body length
Frame, back of seat	9' 1"	Chassis, overall	6' 8 1/2"	Truck, overall	8' 0"
Truck, overall	16' 10"	Body, overall	5' 11"	Truck frame at rear	3' 3"

Oil tank body.

Approximate capacity: 850 gallons.

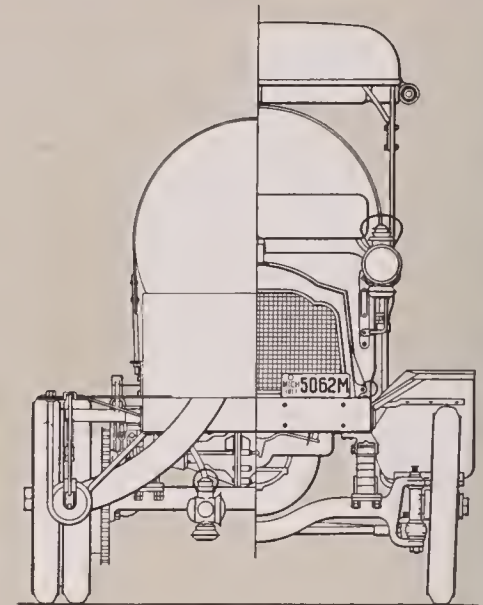
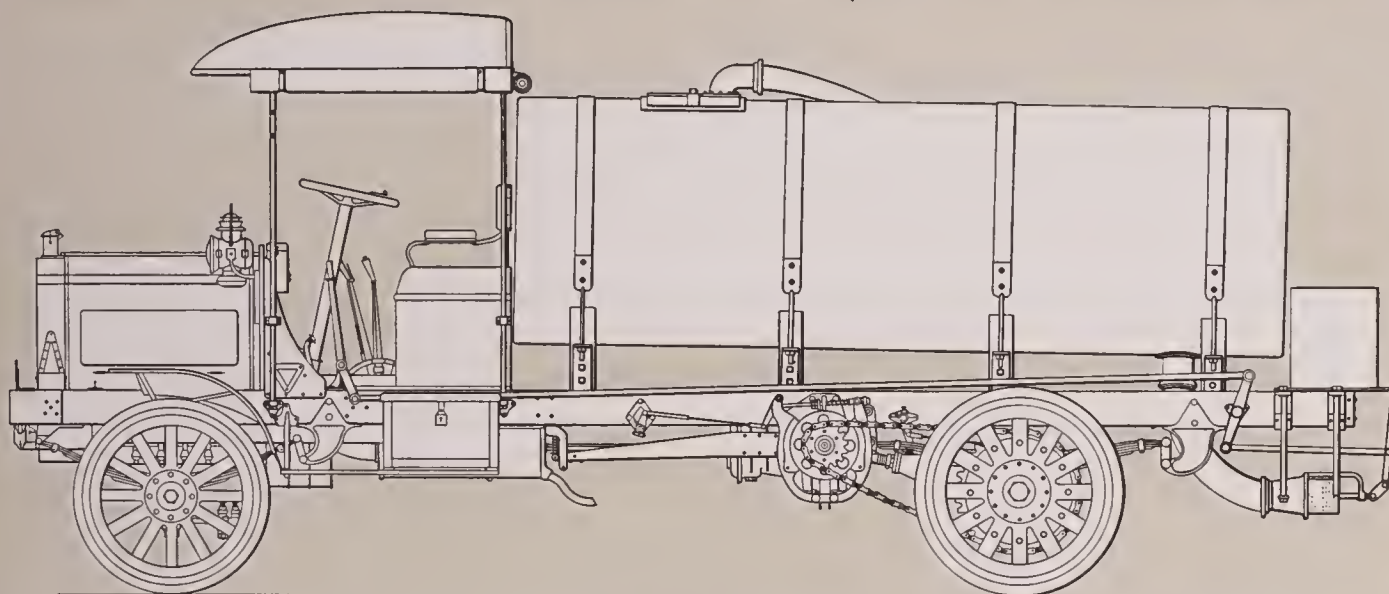
Divided into three compartments, two of which hold one-fourth of the total capacity each; the other holding one-half. Compartments separated by double partitions to prevent leakage from one compartment to the other. Drain cock in

space between partitions to drain off seepage. Each compartment has screw top manhole with screwed inlet for filling. Outlet pipe and drain cock from each compartment.

Running board with pipe railing each side of tank.

Variations of this body: dependent on traffic conditions and nature of service required.





Wheel base, 12 feet; frame length back of seat, 12 feet 1 inch; number 8200 canopy top

**Body 183 Designed to Fit Packard 3-Ton Truck Chassis**  
 Body builders' prints on request

LENGTHS	Standard chassis 12' 0" Wheel base	WIDTHS	Any chassis and body length	HEIGHTS Without load	Any chassis and body length
Frame, back of seat Truck, overall	12' 1" 20' 0"	Chassis, overall Body, overall at sprinkler	6' 8 1/2" 6' 0"	Truck, overall Truck with 8200 top	7' 10" 8' 6"

Water tank with sprinkler attachments.

Approximate capacity: 700 gallons.

Tank: eleven feet long by three feet four inches in diameter.

Sprinkler control lever at driver's left. Number 8200 canopy top over seat.

Variations of this body: dependent on traffic conditions and nature of service required.



### Municipal, Public Service and Fast Delivery Cars

**F**OR fast municipal and public service, we have introduced a line of special cars built on the well-known Packard "Thirty" chassis. These cars include patrols, fire squad and chemical wagons and ambulances. Various types of these special cars are shown on the accompanying pages.

The design of special bodies for such service is by no means limited to the styles shown or already built. On special order it is practical to build for Packard "Thirty" chassis a great variety of patrol, fire and ambulance bodies.

The greatest value in these cars is in their efficiency. In Detroit seven Packard patrol wagons have replaced the horse wagons formerly used, and have

materially increased the scope and effectiveness of the departmental work by increased speed and range of operation.

Packard "Thirty" chassis are also suitable for fast, light delivery wagons. While we have not undertaken the building of such bodies to any great extent, many firms have had such bodies built locally and fitted to Packard chassis. If it is not deemed desirable to go to the expense of equipping new Packard "Thirty" or "Eighteen" chassis with light delivery bodies, it is practical to purchase used chassis from Packard dealers or individual owners and have them converted into light delivery wagons. On the following pages are shown typical examples of light delivery cars which have been made in this way.






Packard police patrol body on 1911 Packard  
"Thirty" chassis



A fire department squad wagon on 1911 Packard  
"Thirty" chassis





1911 Packard "Thirty" chassis with special  
ambulance body



Three patients can be carried at one time in  
this ambulance





Fast light delivery body fitted to used Packard chassis





Many firms are having such light delivery bodies  
built locally





Used Packard chassis are adaptable to a wide range  
of light delivery bodies



# Index

Standard Packard 3-Ton Truck.....	Page 2
Chassis of the Packard 3-Ton Truck.....	6 & 8
General Description of the Packard 3-Ton Truck.....	7 & 9
Illustrations of Packard 3-Ton Trucks in Service.....	10-84
Body Designs for Packard 3-Ton Trucks.....	11-86
Municipal, Public Service and Light Delivery Vehicles.....	87-94

<b>Ambulance</b> .....	Page 90 & 91
<b>Body numbers</b>	
120.....	23
121.....	43
126.....	49
127.....	37
132.....	19
136.....	33
138.....	11 & 13
142.....	79
146.....	39
149.....	53
150.....	45
152.....	15
155.....	51
167.....	27
169.....	17
170.....	35
171.....	63 & 65
172.....	47
173.....	41
175.....	55
180.....	25
181.....	31
183.....	86
185.....	83
187.....	81
198.....	85
199.....	21
200.....	77
PH 1.....	59
PH 1½.....	61
PH 11.....	73
PH 15.....	75
PH 18.....	67
PH 24.....	69
PH 27.....	29
PH 31.....	57
PH 36.....	71
<b>Box bodies, without integral tops</b>	
Low, with extra heavy platform.....	31
Paneled.....	23
Winged.....	25 & 27
<b>Box bodies, with integral tops</b>	
Central section of sides hinged.....	39
Central section of sides removable.....	41
Mesh wire sides and ends.....	59-67
Mesh wire sides and ends for use with "nest" bodies.....	59
Paneled.....	35
Winged.....	37-41

<b>Enclosed bodies (see Fully Enclosed Bodies)</b>	Page
<b>Fire wagon</b> .....	89
<b>Fully enclosed bodies</b>	
Doors at sides and rear and shelf partition.....	75
For bulky goods.....	69-73
Ice body.....	79
Moving van.....	73
Sliding side doors.....	77
<b>Gate bodies (see Removable Gate Bodies and Side Gate Bodies)</b>	
<b>Light delivery vehicles</b>	
Marshall Field & Company.....	92
McGreenery & Manning.....	93
The Hub.....	94
<b>Municipal vehicles</b>	
Fire wagon.....	89
Police patrol.....	87 & 88
<b>"Nest" body</b> .....	61
<b>Passenger bodies</b>	
Combination passenger and freight.....	83
Sight-seeing.....	81
<b>Platform body, without sides</b> .....	33
<b>Police patrol</b> .....	87 & 88
<b>Public service vehicle (ambulance)</b> .....	90 & 91
<b>Removable gate bodies</b>	
Extra high slatted gates.....	45
Paneled gates.....	17
Slatted gates.....	11 & 19
Winged gates.....	17 & 19
<b>Slatted side bodies</b>	
Extra high.....	43
Extra high with integral top.....	47
With fixed signboards.....	21
With removable inside rack.....	29
<b>Removable stake bodies</b>	
Chain connected stakes.....	55
Combination panel and stake, with integral top.....	57
Extra heavy platform.....	51

<b>Removable stake bodies</b>	Page
Regular weight platform.....	49
With removable gates, front and rear.....	53
<b>Tank bodies</b>	
Oil tank.....	85
Water sprinkler.....	86
<b>Trucks in service</b>	
Adams Express Company.....	18
Anheuser-Busch Brewing Association.....	42
Arbuckle & Company.....	26
Cushman Baking Company, L. A.....	74
Chisnell, Wm.....	82
Curtis & Pope Lumber Company.....	32
Commercial Milling Company.....	34
Dietsche, A. C.....	80
Detroit City Gas Company.....	28
Dienst Company, A. P.....	40
Dunlevy & Brothers Company.....	36
Goebel Brewing Company.....	14
Givernaud Brothers.....	64
Goldberg, C. H. and E. S.....	44
Hammond, Standish & Company.....	38
Independent Brewing Company.....	24
Jagels & Bellis.....	48
Kellner Brothers.....	56
Kaufmann Brothers.....	10
Kern County Land Company.....	30
Lyon & Healy.....	70
Mosler Safe Company.....	50
Michigan Stove Company.....	20
Mandel Brothers.....	66
Marshall Field & Company garage.....	62
Peoples Ice and Fuel Company.....	22
Pioneer Warehouses.....	72
Rochester Stamping Company.....	46
Standard Varnish Works.....	12
Steinert & Sons, M.....	52
Swift & Company.....	16
Tiffany Studios.....	68
Towar Wayne County Creamery.....	76
Union Oil Company.....	84
United Cigar Stores.....	60
Union Brewing Company.....	78
Wilkinson, Gaddis & Company.....	54
Wanamaker, John.....	58



C  
A  
T  
C  
C























LIBRARY OF CONGRESS



0 013 509 977 6

